

Public Document Pack



Nottingham
City Council

NOTTINGHAM CITY COUNCIL -WEST AREA COMMITTEE

Date: Wednesday, 16 November 2016

Time: 5.30 pm

Place: LB 31-32 - Loxley House, Station Street, Nottingham, NG2 3NG

Councillors are requested to attend the above meeting to transact the following business

gfandanel

Corporate Director for Strategy and Resources

Governance Officer: Zena West **Direct Dial:** 01158764305

- 1 APOLOGIES FOR ABSENCE**
- 2 DECLARATIONS OF INTEREST**
- 3 MINUTES** 3 - 8
Last meeting held 14 September 2016 (for confirmation)
- 4 PROJECTS APPROVED UNDER DELEGATED AUTHORITY** 9 - 14
Report of the Director of Neighbourhood Services
- 5 AREA CAPITAL FUND** 15 - 24
Report of the Director of Neighbourhood Services
- 6 GET OUT, GET ACTIVE** Verbal
Presentation from Sport, Culture and Parks
- 7 POLICE - CURRENT PRIORITIES** Verbal
Presentation from Nottinghamshire Police
- 8 COMMUNITY PROTECTION - AREA CLUSTER FEEDBACK** 25 - 38
Report of Nottinghamshire Police and Nottingham City Council
Community Protection
- 9 STRELLEY JOINT SERVICE CENTRE** Verbal
Update from Sue Foster, Senior Project Manager
- 10 NCH REPORTS** 39 - 60
Reports of Nottingham City Homes
- 11 WARD REPORTS** 61 - 78
Report of the Director of Neighbourhood Services

IF YOU NEED ANY ADVICE ON DECLARING AN INTEREST IN ANY ITEM ON THE AGENDA, PLEASE CONTACT THE GOVERNANCE OFFICER SHOWN ABOVE, IF POSSIBLE BEFORE THE DAY OF THE MEETING

CITIZENS ATTENDING MEETINGS ARE ASKED TO ARRIVE AT LEAST 15 MINUTES BEFORE THE START OF THE MEETING TO BE ISSUED WITH VISITOR BADGES

CITIZENS ARE ADVISED THAT THIS MEETING MAY BE RECORDED BY MEMBERS OF THE PUBLIC. ANY RECORDING OR REPORTING ON THIS MEETING SHOULD TAKE PLACE IN ACCORDANCE WITH THE COUNCIL'S POLICY ON RECORDING AND REPORTING ON PUBLIC MEETINGS, WHICH IS AVAILABLE AT WWW.NOTTINGHAMCITY.GOV.UK. INDIVIDUALS INTENDING TO RECORD THE MEETING ARE ASKED TO NOTIFY THE GOVERNANCE OFFICER SHOWN ABOVE IN ADVANCE.

NOTTINGHAM CITY COUNCIL

WEST AREA COMMITTEE

MINUTES of the meeting held at LB 31-32 - Loxley House, Station Street, Nottingham, NG2 3NG on 14 September 2016 from 5.30pm- 6.45pm

Membership

Present

Councillor Wendy Smith
Councillor Graham Chapman (from minute 20)
Councillor Mohammed Saghir
Councillor Marcia Watson (Vice Chair)
Councillor Malcolm Wood
Councillor Patience Uloma Ifediora

Absent

Councillor Carole McCulloch
Councillor Glyn Jenkins

Colleagues, partners and others in attendance:

Rob Gabbitas	- Neighbourhood Development Officer
Mervin Goring	- Nottingham Focus on Wellbeing
Heidi May	- Locality Manager Central
Gill Bainbridge	- Bell's Lane and Aspley TRA
Gayle Aughton	- Commissioning Manager, Nottingham City Council
Kristian Murden	- Tenancy and Estate Manager, Nottingham City Homes
Sgt Gary Bulmer	- Nottinghamshire Police
Steve Burch	- Groundwork Greater Nottingham
Jo Phelan	- Groundwork Greater Nottingham
Joanne Smyth	- Carer's Support group, Bilborough
Jeni Smith	- Aspley Partnership
Christine Willetts	- Nottingham Tartanares
Noel McMenamin	- Governance Officer

11 APOLOGIES FOR ABSENCE

Councillor Carole McCulloch – personal
Councillor Glyn Jenkins – personal
Liam Searle – Neighbourhood Development Officer, Aspley.

In Councillor McCulloch's absence, the Chair was taken by Councillor Marcia Watson, the Vice-Chair.

12 DECLARATIONS OF INTEREST

None.

13 MINUTES

Subject to Councillor Saghir requesting that his apologies be recorded, and to removing a second reference to 'Apologies for Absence', the minutes of the meeting held on 11 May 2016 were agreed as a true record and they were signed by the Chair of this meeting.

14 AREA COMMITTEE COMMUNITY REPRESENTATIVES

Rob Gabbitas, Neighbourhood Development Officer, introduced a report of the Director of Neighbourhood Services, inviting the Committee to note the community representative nominations for the municipal year 2016/17, and to welcome new community representatives to the meeting.

In the brief discussion which followed, Jeni Smith confirmed that she represented the Aspley Partnership (not the Aspley and Bell's Lane Partnership).

RESOLVED to note the accepted community representative nominations to the West Area Committee for the municipal year 2016/17 as listed in Appendix 2 to the report.

15 POLICE UPDATE

Sergeant Gary Bulmer, Nottinghamshire Police, provided verbal update on Nottinghamshire Police actions and issues in West Area, highlighting the following points:

- (a) Nottinghamshire Police has worked with other agencies to address crime and anti-social behaviour on Tenbury Drive associated with a specific property. A co-ordinated strategy of assigning officers to individuals, involving social services and Nottingham City Homes colleagues and upping patrols to disperse those visiting the property has calmed the situation;
- (b) a similar approach is being adopted to tackle aggression and anti-social behaviour arising between 2 competing sets of youths congregating on Beckley Road;
- (c) a Criminal Behaviour Order has been issued to a private landlord on Bell's Lane to address criminal activity at the property;
- (d) targeted work will be put in place to address the emergence of a large group of youths congregating in Bilborough ward;
- (e) action is being taken to tackle incidents of rough sleeping on allotments in Leen Valley ward.

During discussion, the Committee made the following points:

- (f) there was unanimous support for the sensible, co-ordinated and effective approach to dealing with crime and anti-social behaviour on Tenbury Crescent;
- (g) the issue of anti-social behaviour caused by misuse of mini-motorbikes and quad bikes was raised by several community representatives. Sergeant Bulmer agreed that this was an issue, but cautioned that the most effective solution involved reinforcing how dangerous the misuse of these machines were, alongside using intelligence from the community to identify and tackle individuals when the vehicles were not on the road. Pursuing min-motorbikes

and quad bikes on the road was not favoured by the Police, as it put citizens and officers at increased risk;

- (h) Sergeant Bulmer also invited the Committee to inform the Police about popular 'circuits' used by individuals on mini-motorbikes and quad bikes.

RESOLVED to commend the Police for its approach to addressing crime and anti-social behaviour, and to note the verbal update.

16 UPDATE FROM WEST AREA LEAD ORGANISATION

Steve Burch and Jo Phelan of Groundwork Greater Nottingham introduced an updated report, copies of which were circulated at the meeting, informing the Committee of progress on delivering Area Based Grant schemes in West Area, and highlighting the following:

- (a) Employment and Skills outcomes: 3 subcontractors (GGN, EMPLEO and Strelley Community Club) delivered universal work club provision for citizens aged 29 and over. 66 work club sessions were delivered, with 44 people accessing work clubs, both of which met or exceeded targets. 5 jobs and 3 placements had been secured, with 9 volunteer positions and 2 L2 training opportunities delivered;
- (b) Targeted and Diversionary Youth Activity outcomes: 157 young people had accessed 27 diversionary sessions, while 95 targeted sessions had been delivered 47 were considered to be less at risk as a result of interventions. Delivery and access exceeded targets;
- (c) Support for Older People: 38 activities delivered and 58 older people supported through a variety of interventions;
- (d) Community Centres: open hours targets were exceeded in quarter 1;
- (e) Voluntary Support: there was a delay in finalising the Service Level Agreement with Nottingham Community and Voluntary Service, which has in turn delayed delivery 'on the ground'. The Small steps Big Changes family Mentor Team have recruited 10 volunteer mentors in Aspley.

The Committee welcomed the activity being delivered. During discussion, Mr Mervin Goring from the Nottingham Focus on Wellbeing group thanked the Groundwork representatives for helping the group continue to operate, and expressed the view that there was a significant gap in provision of mental health outreach work.

RESOLVED to note the update from the Lead Organisation.

17 AREA COMMITTEE - IMPROVING THE HEALTH OF CITIZENS

Gayle Aughton, Commissioning Manager, introduced a report of the Director of Public Health, updating the Committee on actions being taken to involve councillors and communities in informing the needs assessment, service provision and promotion of the health and wellbeing agenda in their Area.

Ms Aughton explained that a particular priority was to identify barriers to accessing services, and to inform the health and wellbeing agenda at the local level. Ms Aughton also requested that a one-page document, capturing the Health and Wellbeing Strategy, be circulated with the minutes of this meeting.

The Committee welcomed the report and councillors and community representatives undertook to provide detailed comments to Ms Aughton by email.

RESOLVED to note the report and to comment on next steps for health and wellbeing improvements for citizens by separate correspondence.

18 AREA COMMITTEE PRIORITIES ACTION PLAN 2016-2017

Rob Gabbitas, Neighbourhood Development Officer, introduced a report of the Director of Neighbourhood Services, outlining the Area Committee priorities agreed following a round of area cluster meetings. The 4 priorities were: Glaisdale Drive Development, Jobs and Training, Health and Community Safety.

Mr Gabbitas advised the Committee that actions for Community Safety will be drawn up following the next West Area Cluster review, and expressed the view that while solid progress has been made Jobs and Training, more work was needed on the Health priority.

The Committee noted the report without substantive discussion.

19 NOTTINGHAM CITY HOMES REPORT

Kristian Murden, Tenancy and Estate Manager, introduced a report of the Chief Executive, Nottingham City Homes.

RESOLVED to:

(1) **note the performance information contained in appendices 1 and 2 of the report;**

(2) **note the allocation of funds;**

Ward	Remaining budget
Aspley	£22,073.48
Bilborough	£264,413.23
Leen Valley	£37,693.87

(3) **approve the Area Capital Programme funding requests;**

Location	Request / Reason	Cost
Ainsdale Crescent, Bell's Lane	Completion of hardstanding project	£21,391.35
Naburn Court, Leen Valley	Install new lockable gate at rear to secure car parking area	£839.20
Orchard Court, Leen	New metal fencing at	£5,960.00

Valley	rear of communal gardens	
111 Southwold Drive	Replacement rear gate	£533.00

- (4) circulate information on the curtailment of the cladding discount scheme to private home owners to those affected.

20 AREA CAPITAL FUND 2016 -17

Rob Gabbitas, Neighbourhood Development Officer, presented a report on the Area Capital Fund.

RESOLVED to:

- (1) note the funds available as follows;

Ward	LTP element remaining	Public realm element remaining
Aspley	£80,726	£41,577.00
Bilborough	£0	£25,164.00
Leen Valley	£47,224	£21,830.00

- (2) approve the following Area Capital schemes.

Ward / Type	Cost	Location / Details
Aspley LTP Schemes	£674.00	Measures to protect kerbs on Melbourne Road central reservation
	£6,500.00	Junction protection on Wallbrook Close – traffic safety measures
	£1,600.00	Pedestrian safety barrier and bollards at Denton Green – traffic safety measures
	£2,500.00	Installation of H-bars to improve traffic flow and safety – Seaton Crescent
Aspley Public Realm Schemes	£18,523.00	Partnership scheme with Nottingham City Homes to contribute to works on Lindfield Road walls
Bilborough LTP schemes	£24,752.00	Reconstruction of footpath on both sides of Burnside Road

Bilborough Public Realm Schemes	£48,467.00	Reconstruction of footpath on both sides of Burnside Road
--	-------------------	--

Leen Valley LTP schemes	£2,126.00	Dropped crossings at Robins Wood Road – further contribution to previously agreed scheme
	£1,000.00	Amendments to experimental TRO on Old Nuthall Road
Leen Valley Public Realm schemes	Nil	Nil

21 WARD REPORTS

The Committee noted the issues and priorities being addressed by each Neighbourhood Action Team, and details of local activities and future events, without substantive comment.

22 PROJECTS APPROVED UNDER DELEGATED AUTHORITY

Rob Gabbitas, Neighbourhood Development Officer, presented a report on projects approved under delegated authority.

RESOLVED to note the funding decisions approved by the Director of Neighbourhood Services under delegated authority.

Ward	Councillors	Project / Group	Cost
Aspley	Graham Chapman, Patience Uloma Ifediora, Carole McCulloch	Bell's Lane Surprise Play Project	£500.00
Bilborough	Wendy Smith, Marcia Watson, Malcolm Wood	Bilborough Library Garden Project	£2,100.00
		DATRA 10th Anniversary Event	£500.00
Leen Valley	Glynn Jenkins and Mohammed Saghir	Nil	Nil

WEST AREA COMMITTEE - 16 NOVEMBER 2016

Title of paper:	WARD COUNCILLOR ALLOCATIONS/DELEGATED AUTHORITY PROJECTS	
Director(s)/ Corporate Director(s):	Dave Halstead, Director of Neighbourhood Services	Wards affected: Aspley, Bilborough and Leen Valley
Report author(s) and contact details:	Julianne Christou, Neighbourhood Development Officer, Bilborough 0115 88 33739 julianne.christou@nottinghamcity.gov.uk ;	
Other colleagues who have provided input:	Kate Spencer Senior Accounts Technician kate.spencer@nottinghamcity.gov.uk 0115 8763714 Rob Gabbitas, Neighbourhood Development Officer, Leen Valley 0115 8833741 rob.gabbitas@nottinghamcity.gov.uk Liam Searle, Neighbourhood Development Officer, Aspley 0115 88 33738 liam.searle@nottinghamcity.gov.uk	
Date of consultation with Portfolio Holder(s) (if relevant)	Not relevant	
Relevant Council Plan Strategic Priority:		
Cutting unemployment by a quarter		<input checked="" type="checkbox"/>
Cut crime and anti-social behaviour		<input checked="" type="checkbox"/>
Ensure more school leavers get a job, training or further education than any other City		<input checked="" type="checkbox"/>
Your neighbourhood as clean as the City Centre		<input checked="" type="checkbox"/>
Help keep your energy bills down		<input checked="" type="checkbox"/>
Good access to public transport		<input checked="" type="checkbox"/>
Nottingham has a good mix of housing		<input checked="" type="checkbox"/>
Nottingham is a good place to do business, invest and create jobs		<input checked="" type="checkbox"/>
Nottingham offers a wide range of leisure activities, parks and sporting events		<input checked="" type="checkbox"/>
Support early intervention activities		<input checked="" type="checkbox"/>
Deliver effective, value for money services to our citizens		<input checked="" type="checkbox"/>
Summary of issues (including benefits to citizens/service users):		
This report notifies the Area Committee of the decisions approved by the Director of Neighbourhood Services under delegated authority during this financial year 2016/17 and shows the remaining sums available.		
Recommendation(s):		
1	To note the spending approvals from the Ward Councillor budgets, approved by the Director of Neighbourhood Services, as detailed in Appendix A.	

1. REASONS FOR RECOMMENDATIONS

- 1.1 Records detailing Councillors spending decisions and consultation are shown in the attached Appendix. In accordance with the Constitution the Area Committee is required to note spending decisions taken by Ward Members.
- 1.2 Each City Councillor received an allocation of £5,000 for 2016/2017.

2. BACKGROUND (INCLUDING OUTCOMES OF CONSULTATION)

- 2.1 This action follows the arrangements established by the Executive Board to allow for funding approvals through individual Members' budget allocations.

3. OTHER OPTIONS CONSIDERED IN MAKING RECOMMENDATIONS

- 3.1 None

4 FINANCE COMMENTS (INCLUDING IMPLICATIONS AND VALUE FOR MONEY/VAT)

- 4.1 Councillors had an individual allocation for 2016/2017 of £5000 each. Arrangements approved by Executive Board for spending the money are reported, for information, to area committee.

5 LEGAL AND PROCUREMENT COMMENTS (INCLUDING RISK MANAGEMENT ISSUES, AND LEGAL, CRIME AND DISORDER ACT AND PROCUREMENT IMPLICATIONS)

- 5.1 These arrangements provide transparency and regulation to the spending of individual Member's allocation.
- 5.2 The funds allocated by Area Committee are used to address diverse needs from various sections of the community and reduce inequalities.

6 STRATEGIC ASSETS & PROPERTY COMMENTS (FOR DECISION RELATING TO ALL PROPERTY ASSETS AND ASSOCIATED INFRASTRUCTURE) (AREA COMMITTEE REPORTS ONLY)

- 6.1 None

7. EQUALITY IMPACT ASSESSMENT

- 7.1 An Equality Impact Assessment is not required as this is not a new or changing policy, service or function.

8. LIST OF BACKGROUND PAPERS OTHER THAN PUBLISHED WORKS OR THOSE DISCLOSING CONFIDENTIAL OR EXEMPT INFORMATION

- 8.1 Delegated authority for each scheme listed in Appendix 1 is held by the Constitutional Services Team, Loxley House.

9. PUBLISHED DOCUMENTS REFERRED TO IN COMPILING THIS REPORT

- 9.1 Executive Board – 20 May 2008 – Ward Member Budgets.

Aspley Ward**Councillors Delegated Authority approvals
March – November 2016**

Councillor Chapman
Councillor Ifediora
Councillor McCulloch

Project/Group	Amount	Status
Ambleside Summer Carnival	£250	complete
Young at Heart	£1,000	complete
Melbourne Road fencing	£1,999	complete
Melbourne Road – Central Reservation	£674	complete
Residential Music trip	£210	complete
Welfare Rights Service	£5,700	complete
Woodfield Park Launch event	£200	complete
Aspley Partnership day trip	£1,250	complete
Tick Tock summer carnival	£3,000	complete
Broxtowe Park Fun Day	£2,000	complete
Bells Lane Surprise Play Project	£500	complete
Santa's Grotto – Aspley Library	£50	committed
Lighting Up Aspley – Tree	£1,500	committed

Total: £17,347

Remaining balance brought forward 2015/16	£13,732
Councillor budget allocated 2016/17	£15,000
Total available	£28,732
Allocated funds	£17,347
Remaining Balance 2016/17	£11,385

Bilborough Ward

Councillors Delegated Authority approvals March –November 2016

Councillor Smith
Councillor Watson
Councillor Wood

Project/Group	Amount	Status
Residential Music Camp	£660	Complete
Make IT Fun Day	£1,000	Complete
Strelley Village Green Fun Day	£493	Complete
Hoylake Queens Party in the Park	£5,000	Complete
YMCA Referral Service	£2080	Complete
Tick Tock Summer Carnival	£3,000	Complete
What Really Matters Workshop	£150	Complete
Bilborough Library Garden Project	£2,100	Complete
DADTRA 10 th Anniversary Event	£500	Complete
Older Person's Event	£500	Committed
113 th Scouts Refurbishment	£700	Committed
Christmas Festival	£4,000	Committed

TOTAL: £20,183

Remaining balance brought forward 2015/16	£62,214.80
Councillor budget allocated 2016/17	£15,000
Total available	£77,214.80
Allocated Funds	£20,183.00
Remaining Balance 2016/17	£61,031.80

Leen Valley Ward

Councillors Delegated Authority approvals March – November 2016

Councillor Jenkins
Councillor Saghir

Project	Amount	Status
Mobile CCTV units	£8,220	Complete
Bangladesh Welfare Association	£2,000	Complete
Play and Youth equipment – New Whitemoor	£1,500	Complete
Southwold Primary Food Fest	£500	Complete
Kennington Road Play Park Equipment	£12,000	Committed
Lighting up Aspley - Tree	£1,000	Committed
Festive Column lights – Aspley Lane	£1,500	Committed
Beechdale Community Centre Market Trip	£180	Committed

TOTAL: £26,900

Remaining balance brought forward 2015/16	£36,727
Councillor Budget Allocation 2016/17	£10,000
Total available	£46,727
Allocated Funds – 2016/17 (to date)	£26,900
Remaining Balance	£19,827

This page is intentionally left blank

WEST AREA COMMITTEE – 16 NOVEMBER 2016

Title of paper:	AREA CAPITAL FUND - 2016/17	
Director(s)/ Corporate Director(s):	Dave Halstead Director of Neighbourhood Services	Wards affected: Aspley, Bilborough, Leen Valley
Report author(s) and contact details:	Rob Gabbitas; Neighbourhood Development Officer 0115 8833741 Rob.gabbitas@nottinghamcity.gov.uk	
Other colleagues who have provided input:	Nancy Hudson, Projects Officer, Highway Services Tel: 0115 8765633 nancy.hudson@nottinghamcity.gov.uk Liam Searle, Neighbourhood Development Officer Tel: 0115 8833738 Liam.searle@nottinghamcity.gov.uk Julianne Christou, Neighbourhood Development Officer Tel: 0115 8833741 julianne.christou@nottinghamcity.gov.uk	
Date of consultation with Portfolio Holder(s) (if relevant)		
Relevant Council Plan Key Theme:		
Strategic Regeneration and Development		<input type="checkbox"/>
Schools		<input type="checkbox"/>
Planning and Housing		<input type="checkbox"/>
Community Services		<input type="checkbox"/>
Energy, Sustainability and Customer		<input type="checkbox"/>
Jobs, Growth and Transport		<input type="checkbox"/>
Adults, Health and Community Sector		<input type="checkbox"/>
Children, Early Intervention and Early Years		<input type="checkbox"/>
Leisure and Culture		<input type="checkbox"/>
Resources and Neighbourhood Regeneration		<input checked="" type="checkbox"/>
Summary of issues (including benefits to citizens/service users):		
This report provides details of the latest spending proposals under the Area Capital Fund including highways and footpaths.		
Recommendation(s):		
1	To note the Area Capital funds available to Aspley, Bilborough and Leen Valley Wards as outlined in Appendix 1;	
2	To approve the new schemes identified within the report.	

1 REASONS FOR RECOMMENDATIONS

- 1.1 The Nottingham Local Transport Plan (LTP) Strategy 2011-2026 maintains a commitment to deliver local transport improvements across Nottingham's Neighbourhoods and prioritises small scale transport improvements of importance to local communities
- 1.2 As part of the budget process for 2016/17 Nottingham City Council approved a city wide Local Transport Plan capital allocation of £1.25 million.
- 1.3 To give opportunity for the Area Committee to make comment on suggested schemes and their progress.

2 BACKGROUND (INCLUDING OUTCOMES OF CONSULTATION)

- 2.1 The Area Capital Programme was established to improve the environment of the neighbourhoods and to create a sense of place for residents in order to improve the quality of life of local people. Since it was established in 2006 to meet the then corporate priority of 'Transforming Neighbourhoods', the Area Capital Fund has included a total programme expenditure portfolio of £40 million. The improvements that have been carried out to date using this programme have included: footpaths, fences, visual enhancements to public realm, refurbishment of parks and improvements to public buildings.
- 2.2 Resources are allocated from the Nottingham City Council general fund, the Local Transport Plan and from the Housing revenue Account. To achieve a joint approach to environmental improvements in neighbourhoods, a greater degree of flexibility has been established to prioritise and deliver improvements so that there is a synergy in local solutions for local issues across neighbourhoods.
- 2.3 The programme of works is a rolling programme. There have been instances where schemes are started, with strong community involvement and interest, only to be altered at a later stage due to changing circumstances such as economic conditions and changes in land values.
- 2.4 The Area Committee, particularly community representatives, are invited to comment specifically on those schemes identified in the proposals column and also to consider whether certain schemes can be linked to other programmes of work in order to generate best value and create a greater impact on the local area.

3 OTHER OPTIONS CONSIDERED IN MAKING RECOMMENDATIONS

- 3.1 None.

4 FINANCE COMMENTS (INCLUDING IMPLICATIONS AND VALUE FOR MONEY/VAT)

- 4.1 Bringing together the various strands which form part of the Area Capital Programme enables the City Council to respond efficiently in delivering on public realm improvements as identified by local people.

5 LEGAL AND PROCUREMENT COMMENTS (INCLUDING RISK MANAGEMENT ISSUES, AND LEGAL, CRIME AND DISORDER ACT AND PROCUREMENT IMPLICATIONS)

- 5.1 A risk register has been produced which is regularly monitored.

6 STRATEGIC ASSETS & PROPERTY COMMENTS (FOR DECISION RELATING TO ALL PROPERTY ASSETS AND ASSOCIATED INFRASTRUCTURE) (AREA COMMITTEE REPORTS ONLY)

- 6.1 None

7 EQUALITY IMPACT ASSESSMENT

7.1 An EIA is not required as this is not a new or changing policy, service or function.

8 LIST OF BACKGROUND PAPERS OTHER THAN PUBLISHED WORKS OR THOSE DISCLOSING CONFIDENTIAL OR EXEMPT INFORMATION

8.1 Highways Framework Agreement.

9 PUBLISHED DOCUMENTS REFERRED TO IN COMPILING THIS REPORT

9.1 Executive Board Report, 24 February 2015, as part of Item 15, Medium Term Financial Plan 2015/16 - 2017/18, under Annex 3, Capital Programme.

This page is intentionally left blank

Aspley Area Capital 2016 – 2017 Programme

Aspley LTP schemes

Location	Type	Councillor Prioritised / Area Committee Approved	Estimate	Estimated start date	Completed	Details
Deepdene Way	footpath	Prioritised 26 October 2016	£77,776			Reconstruction of footpath on Deepdene Way (LTP contribution) - lead service: Highway Maintenance
Broxtowe Lane/ Sherbourne Road	road safety	Prioritised 26 October 2016	£450			Installation of signs to highlight crossing point - lead service: Traffic & Safety
Tiverton Close	road safety	Prioritised 26 October 2016	£2,500			Junction protection on Tiverton Close, to be added to Walbrook Close scheme - lead service: Traffic & Safety
Melbourne Road	kerb protection	Approved September 2016	£674			Measures to protect kerbs on the Melbourne Road central reservation - lead service: Streetscene
Walbrook Close	road safety	Approved September 2016	£6,500			Junction protection on Walbrook Close, including double and single yellow lines - lead service: Traffic & Safety
Denton Green	road safety	Approved September 2016	£1,600			Installation of pedestrian safety barrier and bollards outside nursery on Denton Green - lead service: Traffic & Safety
Seaton Crescent	road safety	Approved by Delegated Authority July 2016	£2,500			Installation of H-bars to improve traffic flow and road safety - lead service: Traffic & Safety
Page 10 Snickett Scheme 4	vehicular access	Approved May 2016	£500			Reallocation of funds to Aspley Ward parking scheme
Cinderhill roundabout	feasibility study	Approved May 2016	£4,250			Study to assess measures to assist pedestrians / cyclists and vehicle movement at Cinderhill roundabout - lead service: Traffic & Safety
Aspley Ward crossings	dropped crossings	Approved May 2016	£1,500			Scoping exercise for the provision of dropped crossings across the ward - lead service: Traffic & Safety
Aspley Schools	road safety	Approved May 2016	£1,950			Assess existing street furniture and lining and replace / modify as required outside identified schools in the ward - lead service: Traffic & Safety

Total LTP schemes*

£100,200

Aspley Public Realm schemes

Location	Type	Councillor Prioritised / Area Committee Approved	Estimate	Estimated start date	Completed	Details
Deepdene Way	footpath	Prioritised 26 October 2016	£19,927			Reconstruction of footpath on Deepdene Way (PR contribution) - lead service: Highway Maintenance
Lindfield Road Wall Phase 3	wall scheme	Approved May 2016	£18,523			Partnership scheme with NCH; further contribution to works on Lindfield Road Walls - lead service: NCH

£38,450

Total Public Realm schemes**

Aspley Withdrawn schemes

Location	Type	Reason	Amount	Details
<i>No decommitments to date</i>				

Total Decommitted***			£0	
2016 - 2017 LTP allocation			£100,200	
LTP carried forward from 2015 - 2016			£0	
2016 - 2017 Public Realm allocation			£60,100	
Public Realm carried forward from 2015 - 2016			£0	
Total Available 2016 - 2017 ACF			£160,300	
<i>*Less LTP schemes</i>		-	<i>£100,200</i>	
<i>**Less Public Realm schemes</i>		-	<i>£38,450</i>	
<i>***Decommitted funds</i>		+	<i>£0</i>	
Remaining available balance			£21,650	
LTP element remaining			£0	
Public Realm element remaining			£21,650	

Bilborough Area Capital 2016 – 2017 Programme

Bilborough LTP schemes

Location	Type	Councillor Prioritised / Area Committee Approved	Estimate	Estimated start date	Completed	Details
Burnside Road	footpaths	Approved September 2016	£24,752			Reconstruction of footpath on both sides of Burnside Road (LTP contribution) - lead service: Highway Maintenance
Fircroft Avenue	footpaths	Approved May 2016	£82,615			Reconstruction of footpath on both sides of Fircroft Avenue, with kerb replacement where necessary - lead service: Highway Maintenance
Bilborough Ward parking	parking	Approved May 2016	£10,000			Study into parking issues across the ward and proposed solutions - lead service Traffic & Safety

Total LTP schemes*

£117,367

Bilborough Public Realm schemes

Location	Type	Councillor Prioritised / Area Committee Approved	Estimate	Estimated start date	Completed	Details
Birchover Road	road safety	Prioritised 26 October 2016	£1,500			Provision of 20mph roundels and repeaters on Birchover Road - lead service: Traffic & Safety
Harvey Hadden	contribution	Prioritised 19 October 2016	£25,000			Third party contribution to WREN bid for Harvey Hadden works - lead service: Parks & Open Spaces
Burnside Road	footpaths	Approved September 2016	£48,467			Reconstruction of footpath on both sides of Burnside Road (PR contribution) - lead service: Highway Maintenance

Total Public Realm schemes**

£74,967

Bilborough Withdrawn schemes

Location	Type	Reason	Amount	Details
Previously decommitted schemes			£31,788	
Oakmead Avenue	area improvement	Underspend	£4,198	Contribution to NCH area improvement scheme on Oakmead Avenue - lead service: NCH (Sep-15)

Total Decommitted***

£49,700

2016 – 2017 LTP allocation

£85,200

LTP carried forward from 2015 - 2016

£379

2016 – 2017 Public Realm allocation

£51,100

Public Realm carried forward from 2015 - 2016

£22,531

Total Available 2016 – 2017 ACF

£159,210

*Less LTP schemes

- £117,367

**Less Public Realm schemes

- £74,967

***Decommitted funds

+ £35,986

Remaining available balance

£2,862

LTP element remaining

£0

Public Realm element remaining

£2,862

Leen Valley Area Capital 2016 - 2017 Programme

Leen Valley LTP schemes

Location	Type	Councillor Prioritised / Area Committee Approved	Estimate	Estimated start date	Completed	Details
Trentham Gardens	footpath	Prioritised 7 October 2016	£34,224			Resurfacing of footpath on Trentham Gardens (odd numbers) (LTP contribution) - lead service: Highway Maintenance
Ashwell Gardens Area	parking	Prioritised 7 October 2016	£12,000			Provision of resident's parking scheme subsequent to previous consultation - lead service: Traffic & Safety
Wilkinson Street	road safety	Prioritised 4 October 2016	£1,000			Contribution to traffic flow improvement scheme at Wilkinson St/Radford Rd junction - joint with Basford & Berridge wards - lead service: Traffic & Safety
Robins Wood Road	dropped crossings	Approved September 2016	£2,126			Further contribution to previously agreed access scheme - lead service: Traffic & Safety
Old Nuthall Road	TRO	Approved by DA June 2016	£1,000			Amendments to experimental TRO in Old Nuthall Road area - lead service: Traffic & Safety
Southwold Drive	parking	Approved May 2016	£2,100			Design study for parking scheme on Southwold Drive - lead service: Traffic & Safety
Robins Wood Road	TRO	Approved May 2016	£2,000			TRO for installation of H-bars - lead service: Traffic & Safety
Lambert Gardens	TRO	Approved May 2016	£7,250			Yellow lining scheme to be carried out in the Lambert Gardens, St Margarets Drive and Eskdale Drive area - lead service: Traffic & Safety
Leen Valley Ward crossings	dropped crossings	Approved May 2016	£1,500			Scoping exercise for the provision of dropped crossings across the ward - lead service: Traffic & Safety
Medway Street	TRO	Approved May 2016	£5,000			Further contribution to TRO amendment to accommodate changes to parking bays and new signage - lead service Traffic & Safety

Total LTP schemes*

£68,200

Leen Valley Public Realm schemes

Location	Type	Councillor Prioritised / Area Committee Approved	Estimate	Estimated start date	Completed	Details
Homefield Road area	parking	Prioritised 19 October 2016	£19,648			Initial contribution to residential parking scheme on Haslemere, Homefield and Leacroft Roads (residual costs to be met from 2017/18 ACF) - lead service: Traffic & Safety
Lodge Close	TRO	Prioritised 19 October 2016	£700			Additional contribution to add Lodge Close to Lambert Gardens scheme - lead service: Traffic & Safety
Trentham Gardens	footpath	Prioritised 7 October 2016	£12,872			Resurfacing of footpath on Trentham Gardens (odd numbers) (PR contribution) - lead service: Highway Maintenance

Cherry Wood Drive 1	foothpaths	Approved May 2016	£19,970		Resurfacing of footpath on Cherry Wood Drive (even numbers) - lead service: Highway Maintenance
---------------------	------------	-------------------	---------	--	---

Total Public Realm schemes**

£53,190

Leen Valley Withdrawn schemes

Location	Type	Reason	Amount	Details
Previously decommitted schemes			£40,100	
Kennington Road/Ashwell Gardens	area improvement	contingency funding no longer required	£11,390	Contribution to NCH area improvement scheme on Kennington Road/Ashwell Gardens (Nov-15)

Total Decommitted***

£51,490

2016 - 2017 LTP allocation

£43,700

LTP carried forward from 2015 - 2016

£0

2016 - 2017 Public Realm allocation

£26,200

Public Realm carried forward from 2015 - 2016

£0

Total Available 2016 - 2017 ACF

£69,900

*Less LTP schemes

- £68,200

**Less Public Realm schemes

- £53,190

***Decommitted funds

+ £51,490

Remaining available balance

£0

LTP element remaining

£0

Public Realm element remaining

£0

This page is intentionally left blank



Date:13.10.2016

TITLE: Cluster report response

Discussion:

Over view of the role of uniformed Community Protection with specific responses to questions raised in the cluster report.

Background to the CPO role

CPOs are a visible uniformed presence on the streets and guardians of the environment. They are charged with keeping our communities safe. As locally appointed individuals CPOs work in our communities, the CPO is specifically empowered by the City Of Nottingham and by Nottinghamshire Police to address ASB and envirocrime.

Each neighbourhood will have different needs and priorities. However each CPO will have about 5 priorities for their patrol or beat area that have been identified through the NATs meetings. These are not targets but specific areas of performance that the community and stakeholders have identified as key. Proactive foot patrol is the default activity for CPOs, they should not react to last week's crime figures but proactively target problem places, premises and people. Working to the 5 stage model of intervention they will proportionally respond to these problems. CPOs should not shy away from enforcement action, they have unique powers stretching across the local authority and police services. CPO's are deployed in every neighbourhood as well as the city centre. When at the full establishment of 100 CPO's the deployments are:

4 Officers engaged as Dog Control Officers

1

Contact Officer: James Douglas

4 Officers working on behalf of the Licencing Authority, concentrating amongst other things on taxi activity

8 Officers working on a non-geographical basis targeting high risk persistent behaviour as an Operational Support Unit

72 Officers are deployed across the conurbation on a beat basis

12 Officers are deployed to city centre working

CPOs are deployed in the city centre 08.00hrs to 24.00hrs

Neighbourhood teams generally work 08.00hrs to 22.00hrs

OSU work 08.00hrs to 12.00hrs and maintain a 24/7 on call arrangement

Specialist teams work flexibly up to 03.00hrs

Finally a night ASB service works until 01.00hrs Friday and Saturday and 23.00hrs Sunday to Thursday although this is subject to seasonal variation.

The service works to the Aurora model of Prepare, Prevent, Protect and Pursue. For CPOs this means:

In order to prepare for negative consequences and build capacity for positive outcomes CPOs must engage with citizens, build intelligence networks of stakeholders, people of good will, ask questions and generally be a visible presence. They achieve this through visible foot patrol, appreciative enquiry and developing a clear understanding of their area.

Preventing issues escalating involves CPOs being aware of the whole CP, Police and city offer to guide citizens, spot problems and escalate to specialist resources. Street Level Problem Solving is a tool for understanding the total opportunity available, marshalling resources, understanding and action around problems. .

This means that when problem people, premises and places are identified through joint tasking then CPOs are required to use their powers but this must follow a clear use of the 5 stage model of intervention. Safeguarding vulnerable citizens will always be the first consideration for CPOs.

CPOs work to the following mission statement:

1. Make Nottingham safe
2. Putting our citizens at the heart of our action
3. Doing what's right, not what's easy, putting the safety of citizens before ours
4. Solving problems not creating numbers
5. Keeping our citizens and stakeholders informed of our actions
6. Acting with honour, integrity and honesty at all times to be the best uniformed community safety service in the country.

CPOs are co-located with police counterparts in every police station and they use a common radio network. This enables coordinated action to tackle problems and the citizen a single point of contact across enviro-crime, ASB and crime. They are an addition to the Police Officer not a replacement and should not be deployed unless in an emergency in such a way.

Expected outcomes:

CPOs are an early intervention, they reduce demand and the overall level of criminality in the city. Following "broken windows" theory that a well-managed environment resists criminality, encourages citizens to control and use their street environment and problems are easily identified.

CPOs should be able to demonstrate a knowledge and understanding of both the geography of their area but also the communities within them. They should be able to identify their local priorities, communities under stress and the make-up of their communities. Community Protection should strive to ensure that CPOs are representative of the citizens they serve.

CPOs should always seek to reduce the threat and harm to a citizen. Visible capable guardians of our community safety, CPOs should strive to increase citizen satisfaction and confidence by tackling anti-social behaviour, people causing harm and protecting our communities.

For the avoidance of doubt, below are some answers to the specific questions that appeared in the cluster document that haven't been covered in the above narrative. It is also worth pointing out that Community Protection comprises of numerous departments, including but not limited to CCTV, Food Health and Safety, Trading

Standards, Community Cohesion, Prostitution Task Force, Pollution Control, Safer Housing, Houses of Multiple Occupation, Enforcement Officers and Licensing. It would seem that the cluster report solely focused on uniformed CPO's so this report reflects that.

Question and Answers

Q - What are the CP patrol arrangements? Cllrs would like to know the frequency of patrols and shift patterns.

A – CPOs are performance managed upon their patrol times. For example, we expect to see a minimum of 80% of their working week patrolling. However some of our work streams are complex and a proportionate amount of time will be spent in the office with admin commitments such like readying s43 CPNW/CPNs notices and bins on street legislation. An officer would expect to work 37 hours per week and alternate from a 08:00 – 16:00 shift to a 14:00 – 22:00 bi weekly. Additionally CPO's are committed to a 365 / 24 hour a day contract and as such could be expected work any variation of shift pattern that is deemed necessary. CPOs are also committed to delivering our mobile ASB response unit 'Op Twilight' which operates daily and finishes at 11.00pm Sunday to Thursday and 01:00AM Friday/Saturday. This function is shared amongst the service wide officers and will flex to demand throughout the year. Student fresher weeks, Halloween, Bonfire Night etc. will see the service operate much later into the night.

Q - I would like to be sent an up-to-date structure of who is operating in the ward on which beat.

A – The Senior Community Protection officer for each area will furnish local Councillors with an up to date beat allocation list. Due to natural wastage this allocation will inevitably change however Councillors will be kept up to date as and when changes happen. In certain cases staff shortages will see vacant beats however a robust recruitment campaign is underway to fill our vacancies which will fully staff all beats. In the meantime the business need will dictate what officer work where.

Q – What are the priorities for enforcement action?

A – Community Protection flexes to demand. Each area has complex issues and we define priorities that need resolving. However there are signature issues with certain areas that each local SCPO will be able to expand on in their respective area and committee meetings. Broadly speaking CPO enforcement action concentrates on enviro-crime: Littering, Fly-tipping, Dog Fouling, Bins on Streets, Noise Nuisance and Trade Waste are daily commitments for CPOs. CPOs use a wide range of powers to enforce the aforementioned including Community Protection Notices (CPN's) as well

4

Contact
Officer: James Douglas

as various fixed penalty notices. Where matters cannot be dealt with by way of fixed penalty notice CPOs work closely with CP enforcement officers to progress the matter to court. This is also the case for non enviro-crime antisocial behaviour.

Q – Some Cllrs were not sure as to the role CPOs play in tackling street drinkers, in relation to the DPPO and the Alcohol saturation zones.

A – It is an offence to not surrender alcohol once requested by an accredited officer. The officer will ascertain if the behaviour of an individual or group warrants a seizure. It is not illegal to carry alcohol but if the behaviour has been exacerbated by the drink we will request that it is surrendered. Street drinkers are always signposted to service providers and enforcement action can be taken if they fail to adhere to our requirements. The whole of the city of Nottingham is subject to a DPPO in relation to street drinking. Local SCPO’s can explain the process to Councillors at the monthly Councillor issues meetings.

Q – Do you receive regular feedback on enforcement and successes?

A- What is apparent from the cluster report is that we are not reporting our enforcement activity and successes with uniformity across the city. Councillors currently receive monthly statistics from SCPO’s and every area has a proactive twitter feed to showcase work completed however it is recognised that the later isn’t exclusively used by stakeholders. It is proposed every team will update Councillors with a monthly newsletter which will include enforcement statistics, successes, operational changes and a general overview of the monthly activity. Neighbourhood Facebook pages and Twitter accounts will also be utilised.

This page is intentionally left blank

Area Clusters Feedback – Community Protection (September 2016)

	What are the issues? What are the CP patrol arrangements / What are the priorities for enforcement action / What is the focus for Public Realm blights – (fly tips, dog fouling, untidy gardens, contaminated bins etc.) / How is enforcement activity reported?	What do the teams look like / who is leading the work in each area? How are Community Protection deployed and over what times?	How / where is the information monitored? Do you receive regular feedback on PNs, successful cases etc.	What level of support is there from NCC Cleansing Services and NCH Environment teams?	Any good practice?
Area 1 Bulwell Forest	<p>The councillors felt that the issues were;-</p> <ol style="list-style-type: none"> 1. Unsightly gardens – they felt that Community Protection officers followed up on unsightly gardens highlighted during ward walks but were unsure whether they were proactive on their routine patrols. 2. Bikes on pavements especially on Highbury Rd and Bulwell Market Place 3. Speeding <p>Councillors requested that a list be provided of who can enforce what e.g. in relation to cycling on pavements and other issues, it was not always clear whether the police or CP should be responsible and if a list of which agency was responsible on key issues, this would make it clearer who they should approach. Councillors requested that a meeting be arranged with Community Protection and other relevant officers regarding cycling on pavements.</p>	<p>Darryl Paxford is the senior community protection officer. Bulwell ward is not clear who the community protection officers are for their area and requested an updated list. It was felt that Community Protection are good at highlighting new initiatives but it is not clear when these initiatives come to an end e.g. specialist teams or ASB or CCTV car.</p>	<p>Councillors used to receive monthly feedback with statistics e.g. on the number of FPNs but this is not sent out now. It is good when successes are reported on Facebook but it would be helpful if these could also be sent through for the My Bulwell Facebook page. Reports seem sporadic e.g. on bikes seized. There is a police report each time at Area Committees – could this be combined with a report from Community Protection? Could Community Protection stats be reported to the NAT meetings through the CDP statistics sheet?</p>	<p>There is a high level of support from the NCC cleansing team with a proactive NOM in Area 1. It was felt that other areas are not as clean as Area 1. There is still a lack of clarity on who is responsible for cleaning e.g. alleyways on NCH estates. Can information be provided on what the NCH environmental team does and what their responsibilities are/ Would it be better if there was just one department responsible for cleaning all NCC/NCH land including alleyways and parks to avoid confusion over who is responsible for what?</p>	<p>Generally it was felt that there was a good working relationship with Community Protection officers. They support events such as community clean ups and report back on local issues raised by councillors. An unkempt derelict area on Piccadilly had been cleared up as a result of intervention by Community Protection with NCC doing the work and the owners being recharged.</p>
Area 2 Basford Bestwood	<ul style="list-style-type: none"> • What are the CP patrol arrangements? <p>Bestwood - Aware of single patrols in each beat areas. Not aware of specific shift patterns, but acknowledge change due to early/late operations.</p> <p>Basford – not aware of patrol arrangements. Would like simplicity of geography served by each team and putting a presumption on maintaining the same staff in the same areas where possible.</p> <ul style="list-style-type: none"> • What are the priorities for enforcement action? /What is the focus for Public Realm blights – (fly tips, dog fouling, untidy gardens, contaminated bins etc.)? 	<p>Bestwood – Councillor aware of senior CPO Darryl Paxford, CPO Laura Arnold and CPO Alan Spilane. Acknowledge that one CPO per beat. Unaware of deployment times.</p> <p>Basford – not aware of officers – lots of change.</p>	<p>Darryl Paxford occasionally issues an update/newsletter type email which includes cases & FPNs. Could benefit from regular frequency. Keen that FPNs should be published where possible including My Bestwood Facebook page.</p> <p>Basford would welcome a monthly update.</p>	<p>Not always clear on who should be dealing with issue e.g. fly tips on NCH properties</p> <ul style="list-style-type: none"> - Some times requires numerous checks to see if done - Action can appear slow 	<p>Bestwood:</p> <ul style="list-style-type: none"> - Content with Bestwood CPOs as knowledgeable about area, appreciate wide ranging role. Would like to see continuity in officers for the area to enable consistency with managing on going cases and local knowledge. - See patrols on main highways but would like a higher presence in local parks (Bestwood ward). - Good involvement in NATs

	<p>Aware focus on environmental crime including dog fouling, litter, fly tipping and noise.</p> <p>Would like more focus upon unkempt gardens and bins on streets/contaminated bins</p> <p>Basford would like to see tougher action on fly tipping and envio crime. Issues with builders rubbish / house clearances (Gayhurst / Brooklyn Bridge).</p> <ul style="list-style-type: none"> How is enforcement activity reported? <p>Bestwood – two out of three CPOs regularly email Councillors regarding casework / FPNs. Acknowledged that the third CPO new to the area. Would like to see more information with regard to FPNs as to locations. Regular attendance at Cllr monthly meetings.</p> <p>Basford – would like to see presence at community meetings to report back. Would benefit from a monthly summary report.</p>				<ul style="list-style-type: none"> Good attendance at monthly Cllr Meetings Support with Councillor Ward Walks – attendance and helping the NDO to distribute ward walk letters. Welcome support at request for Cllr surgeries and community events.
<p>Area 3 Aspley, Bilborough, Leen Valley</p>	<ul style="list-style-type: none"> What are the CP patrol arrangements? <p>Councillors would like to know the specific Beat areas that CPOs are currently working to.</p> <ul style="list-style-type: none"> What are the priorities for enforcement action? <p>For August 109 warning letters were issued across the West area for overgrown gardens and/or waste left in front garden areas. 62 fly tips were investigated during the same period. 39 cases of graffiti were responded to</p> <ul style="list-style-type: none"> What is the focus for Public Realm blights – (fly tips, dog fouling, untidy gardens, contaminated bins etc.)? <p>Need further clarity on this from Community Protection</p>	<p>The senior role manages the teams. There has been a lot of change across the whole of the Community Protection service. This doesn't help to provide continuity and knowledge is not always retained when CPO's are constantly changing Beat areas. Maria Summers is the current Senior CPO for the West area.</p> <p>CPO's work mainly in pairs across two shift patterns – 8.00am – 4.00pm and 2.00pm – 10.00pm. This helps to provide a 'balanced' service across the city and respond to the Night Time Economy, including support to areas with high density student housing.</p> <p>CPO's work within the</p>	<p>The Senior CPO provides regular information on ASB hotspots which includes statistics covering Fixed Penalty Notices, visits in response to casework, Warning Letters, the investigation of fly tipping, graffiti incidents and reports following community intelligence.</p>	<p>The Community Protection Officers work closely with Housing Patch Managers and the City Council's Neighbourhood Operations Manager both through update reports to the monthly NAT meetings. The links are in place outside of formal meetings which allow Cleansing Services to work along side CPOs to address known and persistent cases of fly tipping and waste management. Part of this work involves ensuring that certain fly tips are not disturbed until obtaining sufficient evidence to continue enforcement proceedings.</p>	<p>The best work in relation to tackling persistent fly tips and waste management issues takes place where strong informal relationships are in place between HPM, Community Protection and the City Council's Cleansing teams and where there is strong knowledge of the Beats geography. Current good practice includes the regular ward walks, Deep Cleanse activities and the documented evidence around local hotspots.</p> <p>The Community Protection Officers support local NDOs in the</p>

	<ul style="list-style-type: none"> How is enforcement activity reported? 	<p>Neighbourhood Policing Team structure and area based at local police stations. West area CPO'S currently operate from Broxtowe Police station, Strelley Road. Each CPO is assigned to a policing Beat area although the demands of the service mean that there will be occasions when CPO's will be relocated in response to specific local needs for example to support Goose Fair or City Centre events / activities.</p>		<p>Similarly Housing Patch Managers are working alongside CPOs to ensure that enforcement actions are followed through where the circumstances require such an approach.</p>	<p>task of delivering flyers in preparation for the regular Councillor Ward walks which acts as a reminder of the ongoing issues within a particular section of the Ward.</p> <p>CPOs are also proactive in supporting local events and activities</p>
<p>Area 4 Arboretum, Dunkirk and Lenton, Radford and Park</p>	<p>What are the CP patrol arrangements?</p> <ul style="list-style-type: none"> Cllrs are aware CPOs are patrolling beats however they would like to know the frequency of patrols and shift patterns. (They understand there has to be flexibility with additional demands.) They would like to be sent an up to date structure of who is operating in the Ward on which beat and get notified as soon as they change an officer. Is area 4 at full capacity or are there vacancies? Can they be notified in the future if any vacancies that occur? Cllrs are not informed when CPO's are being moved to other areas and they would like to be informed and have an opportunity to have some input before these changes take place. <p>What are the priorities for enforcement action?</p> <p>Arboretum- Street drinking, fly tipping, bins on street, messy gardens and dog fouling. Dunkirk and Lenton – Noise (new Lenton), fly tipping, cycling on pavement's (Dunkirk & Old Lenton). Messy gardens, bins on street and letting boards. Radford & Park – Fly tipping, bins on street, messy gardens, letting boards</p>	<p>The Cllrs do know who the senior officers are.</p> <p>However, Arboretum Cllrs feel they are having to chasing up tasks that have been agreed in NAT meetings as they are not done by the next meeting eg Cllr letters to go out supporting the work of CP, in relation to specific action asked for in student areas. Resulting in an increase of complaints from residents that CPO's are not following up on issues that are CPO core business. Arboretum Cllrs would like a unified service response as to what is given to in Dunkirk and Lenton and Radford & Park.</p> <p>Cllrs wanted to know why Area 4 did not have the same SCPO? (As they are have the similar issues and are in the same Area Committee boundary).</p> <p>Some Cllrs were not sure as to the role CPOs play in tackling street drinkers, in relation to the DPPO and the Alcohol saturation zones. Can CP provide clarity?</p>	<p>Cllrs do receive the stats, but have little knowledge of the detail as this is not relayed. For example in the past requests for noise stats and locations have generated extra work to find the information as they are just logged as ASB.</p> <p>Cllrs thought that some CPOs are quite defensive when they ask for details of a specific issue and are often sent stats which they did not ask for, rather than the detail or responding directly to the question being asked.</p> <p>Cllrs felt that CP were good at reporting on the immediate issues being dealt with at any one time. However once the matter was dealt with, there is little or no feedback to Cllrs.</p> <p>Dunkirk & Lenton and Radford and Park Cllrs said that CP do not share success stories. Arboretum – More recently CP share success stories at the NAT meetings and have been asked to do this at all future meetings.</p> <p>All Cllrs thought CP should be</p>	<p>How closely is CP working with street scene to avoid duplication? For example how often does CP get an opportunity to check fly tips before they are cleared away by Street Scene?</p> <p>Can CP demonstrate how they work in partnership with NCH environmental team and cleansing services, to avoid duplication?</p> <p>How is information shared between the different departments?</p>	<p>Reactive work is generally good for example noise issue was dealt with in New Lenton and Cllrs felt the new structure put in place would tackle the issue.</p> <p>The move to Bryon House from Canning seems to be good for the CPOs as they are in the same building with a wide range of partners working in the neighbourhoods.</p> <p>CPOs have good local knowledge for example, they know most of the poor landlords in an area.</p> <p>Cllrs wanted to know how is Good practise shared across the wards? What does their training schedule look like?</p>

	<p>and dog fouling at hot spot areas.</p> <p>Cllrs believe that some CPO's do not always focus on the NCC priorities outlined above. They believe Some CPOs prefer to prioritise supporting police activity's over their day to day work for example burglaries. (Cllrs have witnessed CPOs walking past issues for example bins on street and flytips and done nothing about them).</p> <p>Cllrs want to have confidence that CP and their ward priorities are aligned.</p> <p>SPCOs need to prioritise meetings/ ward walks and ensure the appropriate person and information is at those meetings.</p> <p>What is the focus for Public Realm blights – (fly tips, dog fouling, untidy gardens, contaminated bins etc)?</p> <p>Arboretum- Street drinking, fly tipping, bins on street messy gardens and dog fouling. Dunkirk and Lenton – fly tipping, messy gardens, bins on streets. Radford & Park – Fly tipping, bins on street, messy gardens and dog fouling.</p> <ul style="list-style-type: none"> • How is enforcement activity reported? <p>Arboretum – Cllrs receive monthly stats, which are noted at the NAT meeting. Dunkirk & Lenton – Email from SCPO to Cllrs, however not regular & monthly stats given at the NAT meetings only for Dunkirk Beat or occasionally for the New Lenton Beat. If a problem is logged by the Cllrs they then might get the stats as part of the response.</p>		<p>regularly noting good news stories on the NDO face book pages for the wards.</p> <p>Cllrs would like to know what other issues CP have in the wards which they cannot deal with effectively for example, Human fouling, seed spitting?</p> <p>As Area 4 Cllrs have seen a noticeable increase of rough sleepers in the wards, they would like to know: How do CP deal with rough sleepers, what process is in place? How often have they referred people to framework outreach team on this matter?</p>		
--	--	--	---	--	--

	<p>Radford – Cllrs have had stats in the past infrequently and these have stopped. If a problem is logged by the Cllrs they then might get the stats as part of the response.</p> <p>Cllrs wanted to know if the CPOs have access to the Police system, when they provide stats? Or do they have their own system in place? Are Cllrs casework and individual phone calls/emails logged and reflected in these stats?</p>				
Area 5 Berridge Sherwood	<ul style="list-style-type: none"> • What are the CP patrol arrangements? Don't know. Don't they change? Is there a policy to patrol in 2s – why? Not always informed if there are changes to staff. • What are the priorities for enforcement action? Think they are – Persistently leaving the bins out, fly tipping, dog fouling, litter dropping, antisocial car parking, untidy garden, Noise & ASB – neighbours (initial visits & then passed onto EH) • What is the focus for Public Realm blights – (fly tips, dog fouling, untidy gardens, contaminated bins etc.)? Fly tipping, dog fouling, bins on the street, contaminated bins, littering • How is enforcement activity reported? To whom? Councillors and NDOs don't get the information, but would like to. 	<p>Sherwood – don't know. Should come on Ward Walks but don't. Berridge are aware, and CPOs come on Ward Walks Think they work 8am-10pm. Don't know if they are flexible in terms of need e.g. actions.</p>	<p>Don't know how/where it is monitored. Don't get feedback, but would like it.</p>	<p>Seem to work closely. When a fly tip is reported it gets acted on quickly. Where long term issue it's tackled well. Not clear that people follow the same procedure – i.e. CP to investigate a fly tip to see if evidence before Cleansing Services take it away. (See below for e.g. of good practice).</p>	<ul style="list-style-type: none"> • CP did have a sticker that they put on a fly tip to show they had reported it and had investigated it, so Cleansing could pick up. Does this still happen? <p>Suggestions!</p> <ul style="list-style-type: none"> • Reactive work is good, but some work needs to be proactive. For example, what work is being done re hot spot sites? • Terminology needs to change – use dumping rubbish rather than 'fly tip' • Need to monitor parks and open spaces re drinking, littering, asb and drug taking
Area 6 Dales, Mapperley, St Anns	<p>Cllrs wanted to know where the fine proceeds go and whether this could be diverted to the Wards.</p> <p>-Cllrs wanted to have the next Area Cluster focusing on CP with invitations to Miranda clayton and Ben Parker.</p> <p>-Cllrs felt priorities for the Wards change e.g. at present in the Dales it is fly tipping and ASB, It has been dog fouling.</p> <p>-Data received locally is not consistent and not presented in a way that can be usefully used</p>	<p>see column 1</p>	<p>see column 1</p>	<p>see column 1</p>	

	<p>and understood.</p> <ul style="list-style-type: none"> -NAT information is not feed back to other CP colleagues impacting on delivery -Cllrs are experiencing less CP numbers in the Wards. -Too many CP and beat team officers attending at one meeting. -The lack of enforcement has an impact on other areas of ward work. -Communication needs to be improved between CP and other services. -FPN targets are not smart enough and do they really mean anything at a local level e.g. they are not useful in terms of identifying hotspots -Bin issues need to be better understood to ensure effective action. Contaminated bins just need removing. -CCTV process needs clarifying and needs to be proactive. -Unadopted land needs policing by CP, e.g. private alley ways etc. -CPO tied up in bureaucracy, spread too thin, have conflicting priorities and not locally controlled. -There needs to be a clearer understanding of legal processes so expectations can be managed. -There are fewer resources but some Cllrs thought things were going well. -Do CP hold information on ongoing issues with properties especially private landlords? -Need to use selective licensing more efficiently. -Fly tipping and bin contamination need to be marketed. E.g. solutions or promotions need to be on you tube. <p>-Need to make choices about what we want CP to focus on.</p> <ul style="list-style-type: none"> -CP should know the patch, but experience tells us that they don't know the ward -Is there joint work with other services to solve problems? -Messages to residents need to be clear and co-ordinated. 				
--	---	--	--	--	--

Area 7 Wollaton East and Lenton Abbey and Wollaton West	<p>Due to a recent change in Community Protection staffing local Councillors decided they will focus on Community Protection in the February 2017 Area 7 Committee meeting.</p>				
Area 8 Bridge Clifton North Clifton South	<ul style="list-style-type: none"> • What are the CP patrol arrangements? Councillors not clear on arrangements for patrols and also the times of patrols. Another complication is not aware exactly which CPOs working across the wards • What are the priorities for enforcement action? Need to have more information on the priorities for action and also see if they are the same priorities for Ward Councillors. • What is the focus for Public Realm blights – (fly tips, dog fouling, untidy gardens, contaminated bins etc.)? Need to have clarification regarding this – as aware that patrols will identify some of the public realm issues such as dog fouling, litter • How is enforcement activity reported? Councillors receive monthly email from Senior CPO on CPO figures – but do not receive information on any enforcement activity. 	<p>Councillors are aware that there is a Senior CPO who manages CPOs across the 3 Wards. They are not clear exactly which CPO covers which wards and the hours of work i.e. shift pattern. They are clear that the CPO's in Clifton area are based at Clifton Police Station. It was emphasised that contact with the community at large was crucial in developing closer relationship and thereby help to deliver a safer cleaner environment.</p>	<p>Senior CPO provides a monthly statistics for each ward. These cover FPNs, dog fouling operations, visits carried out due to Casework reports, warning letters issued before action, fly tips investigated and reported. Recently for Clifton Estate figures provided so can be shared via social media by Ward Councillors.</p>	<p>Councillors are not clear on level of support between NCC and NCH – it is important that positive relationship is maintained with each partner and respond to citizens' concerns more effectively.</p>	<p>CPOs have supported local events and promoted crime prevention activity in the area.</p> <p>Need to know what obstacles CPO face daily in doing their job – hopefully this will help us all to deliver the safer and cleaner agenda.</p>

This page is intentionally left blank



WEST AREA COMMITTEE
16 November 2016

Title of paper:	Nottingham City Homes Update and Approvals	
Director(s)/ Corporate Director(s):	Nick Murphy, Chief Executive of Nottingham City Homes	Wards affected: Aspley, Bilborough and Leen Valley
Report author(s) and contact details:	Kristian Murden, Kristian.murden@nottinghamcityhomes.org.uk	
Other colleagues who have provided input:		
Date of consultation with Portfolio Holder(s) (if relevant)	N/A	
Relevant Council Plan Strategic Priority:		
Cutting unemployment by a quarter		<input type="checkbox"/>
Cut crime and anti-social behaviour		<input checked="" type="checkbox"/>
Ensure more school leavers get a job, training or further education than any other City		<input type="checkbox"/>
Your neighbourhood as clean as the City Centre		<input checked="" type="checkbox"/>
Help keep your energy bills down		<input type="checkbox"/>
Good access to public transport		<input type="checkbox"/>
Nottingham has a good mix of housing		<input type="checkbox"/>
Nottingham is a good place to do business, invest and create jobs		<input type="checkbox"/>
Nottingham offers a wide range of leisure activities, parks and sporting events		<input type="checkbox"/>
Support early intervention activities		<input type="checkbox"/>
Deliver effective, value for money services to our citizens		<input checked="" type="checkbox"/>
Summary of issues (including benefits to customers/service users):		
<p>The report provides updates on key issues and themes which link back to local priorities and the strategic themes for Nottingham City Homes.</p> <p>The reports provide summary updates on the following key themes:</p> <ul style="list-style-type: none"> • Capital Programme and major work; • area regeneration and environmental issues; • key messages from the Tenant and Leasehold Congress; • Tenant and Residents Associations updates; • area performance; • good news stories and positive publicity. 		
Recommendation(s):		
1	To note and comment on the update and performance information in Appendices 1 and 2.	
2	To note the allocation of funds for 2016/17, detailed in Appendix 3.	
3	To approve the Area Capital Programme funding request set out in Appendix 3.	

1. REASONS FOR RECOMMENDATIONS (INCLUDING OUTCOMES OF CONSULTATION)

- 1.1 The Nottingham City Homes Update provides a descriptive and statistical picture of what is happening at an area level and invite community representatives to comment, debate, and challenge and identify how they can add value to improve their neighbourhoods.
- 1.2 The update also monitors progress in the wards and acts as a catalyst for debate about the key performance issues impacting upon the ward on a quarterly basis.

2 BACKGROUND (INCLUDING OUTCOMES OF CONSULTATION)

- 2.1 Nottingham City Homes previously reported on performance at local Area Panels that sat below the respective Area Committees. These panels were attended by local residents, local Councillors and partner agencies.
- 2.2 Nottingham City Homes has a goal to 'create homes and places where people want to live' and to give tenants and leaseholders an input in shaping what happens in their area. The Nottingham City Homes Update and Performance Report is one of a number of initiatives that increases the transparency and accountability of the Company's performance.
- 2.3 Following the decision for Nottingham City Homes reps to attend Area Committee, it was decided to provide the Nottingham City Homes Update Report to Area Committee. Appendices 1 and 2 provide the latest performance position for the committee to note and comment on.
- 2.4 Appendix 3 outlines the remaining capital budget for this area for noting and provides detail of the schemes that require approval by the Committee. The figure reported to this Area Committee is an accurate account of what budget is remaining.

3 OTHER OPTIONS CONSIDERED IN MAKING RECOMMENDATIONS

None

4 FINANCIAL IMPLICATIONS (INCLUDING VALUE FOR MONEY/VAT)

Budgets are allocated on a yearly basis for each ward and there is an obligation on Nottingham City Homes to ensure that funds are allocated to projects within these budget requirements

5 RISK MANAGEMENT ISSUES (INCLUDING LEGAL IMPLICATIONS AND CRIME AND DISORDER ACT IMPLICATIONS)

None

6 EQUALITY IMPACT ASSESSMENT

6.1 An EIA is not required

7. LIST OF BACKGROUND PAPERS OTHER THAN PUBLISHED WORKS OR THOSE DISCLOSING CONFIDENTIAL OR EXEMPT INFORMATION

None

8. PUBLISHED DOCUMENTS REFERRED TO IN COMPILING THIS REPORT

None

This page is intentionally left blank

NCH update report 3



Time: 5.30pm

Date 16th November 2016

Presented by: Kristian Murden / Nicky Jarvis

Page 43

	Item	Executive Summary / Key Points	For information or decision
1	Capital Programme & major works	<p>External wall insulation</p> <p>Bilborough - Delivery Partner – Keepmoat – works to the no fines properties is complete. Feedback from customers has been positive with comments about the area and street approach to the work “it made sense to do it this way”, “it’s had a makeover/facelift”.. About their homes many have not felt the need to turn their heating on and noticed condensation has dried out.</p> <p>Work to the BISFs continues and will be ongoing to the end of the financial year.</p> <p>Aspley – External wall insulation work continues.</p> <p>Sample checks of water systems in tenant homes will be undertaken in Independent living schemes across the City to the end of the financial year.</p>	Information

		<p>This is to confirm that water stored in water tanks and pipework is clean and hygienic.</p> <p>Stock condition and energy performance surveys continue Citywide targeting homes where we have little or no information, this could be due to previous no access. This information helps plan future works including a programme of maintaining decency continues across the City replacing windows, doors, kitchens and bathrooms where needed.</p> <p>Radon surveys – 6,000 surveys completed ion Phases one and two, 60 results with actions has been received which will inform a planned programme of work.</p> <p>Fire alarms are being replaced at Belconnen Court and Cairns Close, Leen Valley work is complete.</p> <p>Strelley – Joint Centre Pre-start survey and investigations are ongoing.</p> <p>Cranwell new build is progressing well.</p>	
2	Area Regeneration and Environmental Issues	<p><u>Aspley</u></p> <p>Ainsdale Crescent hardstanding project– We have recently completed phase 2 of this project and the outcome will be that there will be less cars parked on the street and this will smarten up the road greatly.</p> <p>Lindfield Road boundary improvements –NCH have commissioned the works to our internal DLO and they are currently on site delivering the works.</p> <p>Frinton Road Community Allotment – We are currently looking at internal labour within our DLO to start the preparation element of this project and aim to have this off the ground as soon as possible.</p>	Decision

		<p><u>Bilborough</u> We have recently started work to Denewood Crescent to replace the old timber fencing with new metal bow top railings. This is being delivered internally by NCH and we are beginning to make good progress on this scheme now.</p> <p><u>Leen Valley</u> We are asking for the approval of some environmental funding for the continuation of the Ashwell Gardens improvements. We want to continue with the works we started last year in resurfacing, upgrading the fencing and</p>	
3	Key messages from Tenant & Leaseholder Involvement	<p>TPAS Accreditation Nottingham City Homes has successfully achieved Landlord reaccreditation from the Tenant Participation Advisory Service (TPAS) in resident Involvement. The award acknowledges that NCH are leaders in best practice nationally when it comes to keeping our customers informed and involved by delivering NCH News to every household four times a year, our growing use of social media, our annual Tenant Fun Day which attracts some 600 people and the Tenant and Leaseholder Awards that showcases the work of individuals and community groups across the city. In addition we were recognised for our tenant representation on the NCH board and through tenants directly helping to improve services through our customer panels, neighbourhood inspections and tenant scrutiny.</p> <p>Tenant and Leaseholder Awards 2017 Once again we're looking for nominations for the NCH Tenant and Leaseholder Awards 2017. Every year we recognise individuals and groups who go that extra mile for members of their community. There are 11 award categories and 8 of these are open to the wider community to nominate projects. The closing date for nominations is Friday 6th January 2017.</p>	X

4	Tenant and Residents Associations updates	<p><u>BELSATRA</u> The group meet fortnightly to plan events and discuss matters that arise locally and continue to offer regular events for the local residents. The group also offer regular play sessions to children & an over 50's luncheon. The TRA group members have responsibility for certain streets / areas in the locality and report issues regularly to the HPM's.</p> <p><u>DADTRA</u> Regular meetings are held with local partners. A coffee morning is held every Wednesday morning at the Community House on Denewood Crescent, local residents are encouraged to attend. The group recently supported Nottingham City Homes 'Involvement week' by holding an Energy Efficiency workshop alongside a breakfast morning at the Denewood Community House.</p> <p>The TRA successfully applied for a one off grant to enable them to offer local residents a bus trip to Skegness, with this taking place on Sunday 28th August 2016. The TRA were also successful in gaining a £500 grant from NCC to celebrate the groups 10th anniversary, local residents enjoyed a boat trip and day out in Newark.</p> <p><u>Broxtowe Community Club</u> Family Zumba classes run on a Tuesday in the Hope Centre in partnership with Fit in the Community which have been really well attended. Fit in the Community have confirmed that funding for the classes has been extended into 2016 because of the great attendance levels.</p> <p>Community Pocket Park/garden project - The group are working with the HPM and the Involvement team to progress the project. The site has been cleared with works being planned in. We are hoping to have a start date shortly.</p>	X
---	---	--	---

		<p>BCC are currently planning a New Year 'Food around the World' following on from the success of the World Food event that was held at ACTC in March. The event will take place on Saturday 14th January 2016. Local residents will be encouraged to attend and take part.</p> <p><u>Friends United Network</u> FUN are a successful group in the Beechdale area and deliver regular activities in the local area to all residents. The group hold a successful homemade soup morning 9-11 on a Tuesday and a Thursday which is available for local residents. A games afternoon takes place on Thursdays and a bingo night on a Friday. The groups AGM is taking place on Thursday 27th October 2016 at the Beechdale Community centre, 2-4pm, all welcome.</p> <p><u>New Whitemoor</u> The TRA meet bi monthly at Naburn Court with partner agencies and have a large turnout for these meetings. The TRA work in conjunction with Naburn Court to deliver regular events to the community. The group recently joined NCH EMT members and other partner agencies on an estate walkabout as part of NCH Involvement Week. The walk included a leaflet drop to encourage new members for the TRA, this was a huge success as new residents were present at the following meeting.</p> <p><u>STAR</u> A new TRA group was set up in May to cover the Kennington Road area of Radford with a full Committee being elected. The group is in its infancy and will be working closely with NCH and NCC to put together an action plan for the group and to get it moving.</p>	
5	Area Performance Figures	See attached Report	X
6	Good news stories & positive publicity	<u>Youth Drama</u>	X

	<p>Nonsuch Theatre are offering a creative theatre programme for local children aged 7 - 11yrs. They'll act, dance, move, draw, sing,create and much more - all from their own imaginations! Tuesdays, 3.30pm - 5pm Six weekly sessions starting on Tues 1 November at ACTC Community Theatre, Minver Crescent, Nottingham, NG8 5PN</p> <p>Swim or Fit for a £1 For £1 tenants and leaseholders can use the gym or attend fitness classes at any of the Nottingham City Council fitness centres. This offer is currently running alongside the very successful swim for a £1 running at any Nottingham city council swimming pools.</p> <p>For more information contact NCH Involvement Team on 0115 746 910 www.fitinthecommunity.com</p> <p>Tenant Academy All tenant Academy courses are free to NCH tenants and groups. A range of courses are available for tenants and leaseholders to access from Lunch and learn money matters, IT and construction skills to starting your own business.</p> <p>IT for Universal Credit This course is aimed at supporting tenants who will have to apply for future welfare benefits on line</p> <p>Click Silver It and internet safety training for people aged 60 and over. This six week</p>	
--	---	--








	<p>course will allow participants to learn at their own pace with a personal mentor form Bulwell Academy. The next course starts in October 2016.</p> <p>For a full list of courses and booking details contact the Involvement Team on 0115 746 9100 or the website below.</p> <p>http://www.nottinghamcityhomes.org.uk/get-involved/tenant-academy/</p> <p>Tenant Fun Day was a huge success and over 600 NCH residents turned up and enjoyed a huge variety of entertainment and workshops at Bulwell Riverside.</p> <p>Aspley Ward Councillors, Nottingham City Council Staff, Community Protection and Nottingham City Homes combined to undertake a targeted “litter pick” on Welstead Avenue and its associated cul-de-sac’s. The amount of rubbish and waste removed combined to fill an entire tipper van. The group felt the exercise was a huge success and will look to plan in future events for other hot spot areas.</p>	
--	--	--

This page is intentionally left blank











Area report - Aspley, Bilborough & Leen Valley

Generated on: 20 October 2016





AC3-1 Anti-social behaviour

Performance indicator and definition	Target	2016/17			2015/16	2014/15	Latest Note
		Value	Status	Long Trend	Value	Value	
% of ASB cases resolved – Aspley <i>Note: This PI measures the proportion of ASB cases NCH has successfully resolved. Data for this PI is not available by ward and is reported by Housing Office.</i>	97.8%	99.33%			99.44%	100%	100% achieved this month
% of ASB cases resolved by first intervention – Aspley <i>Note: This PI monitors how many ASB cases NCH resolved on the first intervention e.g. written warning. Data for this indicator is not available by ward and is reported by Housing Office.</i>	85%	97.33%			95.83%	85.03%	One case recorded as unresolved. It relates to leaseholder who sublets and the tenant is not responding. Therefore this case has been referred to CPO
Number of new ASB cases – Aspley <i>Note: Data for this PI is only available by Housing Office.</i>		398			370	185	The Aspley team recorded 20 new cases in July 2014 which represents a mix of drug related activity, untidy gardens and neighbour disputes. The ASB partnership with the Police and Community Protection continue to deliver joined up solutions to these issues
Tenant satisfaction with the ASB service <i>Note: . Overall tenant satisfaction with the ASB service - The average score (out of 10) for each survey question. Data for this indicator is not available by ward..</i>	8.5				7.1	7.51	Tenant satisfaction with the ASB service has improved. We received the highest scores for the support provided, ease of reporting, and willingness to report ASB in the future. CommUNITY mediation service will be launched in the summer to support early intervention and is expected to positively impact on customer satisfaction To further drive performance improvement we will continue to undertake regular case supervision and regular case quality checks.







AC3-2 Repairs



Performance indicator and definition	Target	2016/17			2015/16	2014/15	Latest Note
		Value	Status	Long Trend	Value	Value	
% of repairs completed in target – AC - Aspley, Bilborough & Leen Valley <i>Note: This PI monitors the proportion of repairs being completed within agreed timescales.</i>	96%	95.53%			96.01%	97.81%	
% of repairs completed in target – Aspley Ward <i>Note: This PI monitors the proportion of repairs being completed within agreed timescales.</i>	96%	95.42%			95.79%	97.89%	
% of repairs completed in target – Bilborough Ward <i>Note: This PI monitors the proportion of repairs being completed within agreed timescales.</i>	96%	95.54%			96.15%	97.63%	
% of repairs completed in target – Leen Valley Ward <i>Note: This PI monitors the proportion of repairs being completed within agreed timescales.</i>	96%	96.09%			96.47%	98.26%	
Tenant satisfaction with the repairs service <i>Note: Data for this PI is only available citywide</i>	9.1	9.06			9.1	8.9	WS- Sept -2016 Performance is below target for the month at 9.05% but has increased from last months 8.72%. We continue to look at introducing service improvements through the repairs modernisation and monitor customer satisfaction data to highlight and inform these service improvements. These improvements have been added to an action plan that covers the whole of R&M to improve customers satisfaction with the service. We are also currently piloting new customer service cards.

AC3-3 Rent Collection









Performance indicator and definition	Target	2016/17			2015/16	2014/15	Latest Note
		Value	Status	Long Trend	Value	Value	
<p>% of rent collected</p> <p><i>Note: This PI measures the amount of rent collected (including tenant arrears) as a percentage of rent due for the current year. Data for this indicator is not available by ward and is reported city wide.</i></p> <p><i>Trend shows as improving if value is over 100% as arrears are decreasing.</i></p>	100%	99.58%			100.25%	100.56%	<p>Following the rent free week in August when our collection rate improved as tenants still paid despite the reduced debit, we had a reduced collection in September. At 99.58% the collection rate was £220,000 off a 100% return. It is also slightly behind last year's position of 99.8%. Arrears as a % of debit is 2.45% against a target of 2% - this is £470,000 above where we need to be to hit the target. However as the debit reduced by 1% this year, this is an increasingly difficult target to attain. The numbers of Universal Credit cases continues to increase - with the total standing at just over 200, the arrears on these cases totals £109,014 currently. Equally the amount of Housing Benefit we receive continues to decrease, at a rate of approximately £20,000 each week. This means that we have more rent to actually physically collect from tenants. Although more people are coming off benefit they are taking up low paid jobs that are not permanent with regular hours and therefore their income is liable to fluctuate. This makes it difficult for people to budget and as a result we have increased arrears. Additionally there is still the problem of Court fees standing at £325 - as a consequence we are entering cases at a much higher level. Judges will often adjourn cases, allowing the debt to increase but Housing Benefit backdates are now severely restricted.</p>
<p>% of tenancies ending due to eviction</p> <p><i>Note: This PI monitors the percentage of tenants being evicted due to rent arrears and is reported citywide.</i></p>	0.45%	0.45%			0.43%	0.56%	<p>This indicator will be on target by the end of the financial year. WE are currently only 0.02% behind target and as we are not carrying out any further evictions during March we will be on target. We have done 101 evictions so far this year and at this point last year we had done 129.</p>

AC3-4a Empty properties - Average relet time









Performance indicator and definition	Target	2016/17			2015/16	2014/15	Latest Note
		Value	Status	Long Trend	Value	Value	
<p>Average void re-let time (calendar days) – AC - Aspley, Bilborough & Leen Valley</p> <p><i>Note: This PI measures how long it takes NCH to re-let empty properties from the end of the old tenancy to the start of the new tenancy</i></p>	25	23.6			22.18	24.25	<p>Void performance summary: There are currently 35 empty properties in the Area Committee 3 area. The average time to relet properties in the Area Committee 3 area is 24 days. There have been 398 new lettings this year. The city wide time to let empty properties is 26. Our voids processes have recently undergone a review. In the long term this should result in an improvement in performance. There are still some long term/hard to let properties in the system which have an adverse effect on performance. The longest a property has been empty in this area is 15 weeks. Our lettings teams are working hard to find appropriate tenants for this property and others in the area</p>
<p>Average void re-let time (calendar days) – Aspley Ward</p> <p><i>Note: This PI measures how long it takes NCH to re-let empty properties from the end of the old tenancy to the start of the new tenancy</i></p>	25	21.77			18.88	24.5	<p>Void performance summary: There are currently 11 empty properties in the Aspley ward area. The average time to relet properties in the Aspley ward area is 24 days. There have been 194 new lettings this year. The city wide time to let empty properties is 26. Our voids processes have recently undergone a review. In the long term this should result in an improvement in performance. There are still some long term/hard to let properties in the system which have an adverse effect on performance. The longest a property has been empty in this area is 15 weeks. Our lettings teams are working hard to find appropriate tenants for this property and others in the area</p>
<p>Average void re-let time (calendar days) – Bilborough Ward</p> <p><i>Note: This PI measures how long it takes NCH to re-let empty properties from the end of the old tenancy to the start of the new tenancy</i></p>	25	25.92			24.84	23.21	<p>Void performance summary: There are currently 17 empty properties in the Bilborough ward area. The average time to relet properties in the Bilborough ward area is 23 days. There have been 168 new lettings this year. The city wide time to let empty properties is 26. Our voids processes have recently undergone a review. In the long term this should result in an improvement in performance. There are still some long term/hard to let properties in the system which have an adverse effect on performance. The longest a property has been empty in this area is 8 weeks. The lettings service houses around 200 families each month around the city.</p>

<p>Average void re-let time (calendar days) – Leen Valley Ward</p> <p><i>Note: This PI measures how long it takes NCH to re-let empty properties from the end of the old tenancy to the start of the new tenancy</i></p>	25	19.62			23.12	27.78	<p>Void performance summary: There are currently 7 empty properties in the Leen Valley ward area. The average time to relet properties in the Leen Valley ward area is 28 days. There have been 36 new lettings this year. The city wide time to let empty properties is 26. Our voids processes have recently undergone a review. In the long term this should result in an improvement in performance. There are still some long term/hard to let properties in the system which have an adverse effect on performance. The longest a property has been empty in this area is 7 weeks. The lettings service houses around 200 families each month around the city.</p>
--	----	-------	--	---	-------	-------	--









AC3-4b Empty properties - Lettable voids

Performance indicator and definition	Target	2016/17			2015/16	2014/15	Latest Note
		Value	Status	Long Trend	Value	Value	
Number of lettable voids – AC - Aspley, Bilborough & Leen Valley <i>Note: Lettable voids are empty properties available for re-letting. They will receive repair work and then be re-let to a new tenant.</i>		49			42	35	
Number of lettable voids – Aspley Ward <i>Note: Lettable voids are empty properties available for re-letting. They will receive repair work and then be re-let to a new tenant.</i>		27			18	11	
Number of lettable voids – Bilborough Ward <i>Note: Lettable voids are empty properties available for re-letting. They will receive repair work and then be re-let to a new tenant.</i>		17			20	17	
Number of lettable voids – Leen Valley Ward <i>Note: Lettable voids are empty properties available for re-letting. They will receive repair work and then be re-let to a new tenant.</i>		5			4	7	

AC3-4c Empty properties - Decommissioning

Performance indicator and definition	Target	2016/17			2015/16	2014/15	Latest Note
		Value	Status	Long Trend	Value	Value	
Number of empty properties awaiting decommission – AC - Aspley, Bilborough & Leen Valley <i>Note: This PI shows the number of empty properties which will not be re-let and includes those being decommissioned and / or demolished.</i>		0			0	112	
Number of empty properties awaiting decommission – Aspley Ward <i>Note: This PI shows the number of empty properties which will not be re-let and includes those being decommissioned and / or demolished.</i>		0			0	28	
Number of empty properties awaiting decommission – Bilborough Ward <i>Note: This PI shows the number of empty properties which will not be re-let and includes those being decommissioned and / or demolished.</i>		0			0	84	
Number of empty properties awaiting decommission – Leen Valley Ward <i>Note: This PI shows the number of empty properties which will not be re-let and includes those being decommissioned and / or demolished.</i>		0			0	0	

AC3-5 Tenancy sustainment

Performance indicator and definition	Target	2016/17			2015/16	2014/15	Latest Note
		Value	Status	Long Trend	Value	Value	
Percentage of new tenancies sustained - AC - Aspley, Bilborough & Leen Valley <i>Note: This PI measures the number of new tenants who are still in their tenancy 12 months later.</i>	96.5%	96.45%			97.81%	97.35%	performance exceeds target which is pleasing in uncertain economic times
Percentage of new tenancies sustained - Aspley Ward <i>Note: This PI measures the number of new tenants who are still in their tenancy 12 months later.</i>	96.5%	95.73%			96.44%	97.65%	performance exceeds target which is pleasing in uncertain economic times
Percentage of new tenancies sustained - Bilborough Ward <i>Note: This PI measures the number of new tenants who are still in their tenancy 12 months later.</i>	96.5%	96.79%			99.02%	97.24%	performance exceeds target which is pleasing in uncertain economic times
Percentage of new tenancies sustained - Leen Valley Ward <i>Note: This PI measures the number of new tenants who are still in their tenancy 12 months later.</i>	96.5%	98.11%			100%	96%	performance exceeds target which is pleasing in uncertain economic times

APPENDIX 3

Area	Ward	Actual Budget (including carry over from 2015/16)	Schemes Approved	Schemes Committed	Schemes De Committed	Remaining Budget
3	Aspley	£115,841.95	£115,159.82	£115,159.82	£0	£682.13
3	Bilborough	£264,413.23	£0	£0	£0	£264,413.23
3	Leen Valley	£45,026.07	£7332.20	£7332.20	£0	£37,693.87

Address	Request	Reason	Nottingham City Homes Officer	Cost	Approval
Strelley Social Club	Additional funding to complete the internal renovation works at this community facility.	Venue is a widely used and valuable community asset.	Leanne Hoban	£16,353.58	Approval
Ashwell Gardens	Request for funding to carry out some resurfacing works and install fencing to 25-32 Ashwell Gardens and install a safety barrier to the drying area.	Improve the appearance of the area and maximise security.	Leanne Hoban	£19,689.00	Approval

This page is intentionally left blank

WEST AREA COMMITTEE - 16 NOVEMBER 2016

Title of paper:	West Area Ward Reports	
Director(s)/ Corporate Director(s):	Dave Halstead Director of Neighbourhood Services	Wards affected: Aspley, Bilborough, Leen Valley
Report author(s) and contact details:	Rob Gabbitas, Neighbourhood Development Officer (Leen Valley) 0115 8833741 / 07932430715 Rob.gabbitas@nottinghamcity.gov.uk Julianne Christou, Neighbourhood Development Officer (Bilborough) 0115 8833739 / 07940761177 julianne.chistou@nottinghamcity.gov.uk Liam Searle, Neighbourhood Development Officer (Aspley) liam.searle@nottinghamcity.gov.uk	
Other colleagues who have provided input:	Gursharan Singh – Nijran, Senior Neighbourhood Development Officer 0115 8833734 / 07949061016 Gursharan.nijran@nottinghamcity.gov.uk	
Date of consultation with Portfolio Holder(s) (if relevant)	Councillor Graham Chapman 12 November 2015	
Relevant Council Plan Key Theme:		
Strategic Regeneration and Development		<input type="checkbox"/>
Schools		<input type="checkbox"/>
Planning and Housing		<input type="checkbox"/>
Community Services		<input type="checkbox"/>
Energy, Sustainability and Customer		<input type="checkbox"/>
Jobs, Growth and Transport		X
Adults, Health and Community Sector		X
Children, Early Intervention and Early Years		X
Leisure and Culture		X
Resources and Neighbourhood Regeneration		X
Summary of issues (including benefits to citizens/service users):		
This report focusses on current priorities and issues facing the three wards within the West area and gives details of forthcoming events and activities. It also highlights the latest issues now being addressed through regular Neighbourhood Action Team (NAT) meetings.		
Recommendation(s):		
1	To note the progress on Ward priorities and other supporting information including the issues being addressed by each Neighbourhood Action Team.	

1 REASONS FOR RECOMMENDATIONS

- 1.1 Each ward manages a set of priorities and key issues through regular meetings of its Neighbourhood Action Team (NAT). These meetings are led by Neighbourhood Development Officers (NDOs) and supported by core partners including Nottingham City Homes (NCH), Neighbourhood Policing, Community Protection, Early Help, City Services / Waste Management; Fire and Rescue Services and Health.
- 1.2 Ward Councillors are also invited to participate in these meetings.

- 1.3 Ward priorities are identified and informed from a range of sources including Citizens, Councillors, Partners and Officers and current issues will be updated for each area committee.
- 1.4 The list of events and activities will take account of the work which all NDOs undertake with partner organisations within their ward and shows the depth of activity in place working alongside neighbourhood management to improve social cohesion and tackle priorities at a ward and area level.

2 BACKGROUND (INCLUDING OUTCOMES OF CONSULTATION)

- 2.1 The Aspley, Bilborough and Leen Valley Wards sit within the West Area Committee which originally adopted three area based priorities at its first Area Cluster meeting – jobs and training, Glaisdale Industrial Park and Health. A further, fourth area priority, Community Safety, has been added following discussions with the Portfolio holder (Councillor Chapman) and West Area Committee Chair (Councillor McCulloch).
- 2.2 These priorities demonstrate a link to the City Council's current ambitions contained in the latest City Council Plan 2015 - 19. Actions for each priority will be developed and led by appropriate service teams and partnerships. The Area priorities were reported to the last West Area Committee on 2 March 2016 and will be updated at each area committee.
- 2.3 The area priorities listed in 2.1 sit within wider pieces of work and broader agendas which are being addressed by multi agency approaches across the City. At a Ward level it is important to identify how some of these more complex priorities can be addressed at a local level, either ward or area, by introducing local solutions. This could, for example, include more targeted use of funding such as Ward Councillor budgets to support healthy eating initiatives or the use of Area Capital funding to develop an outdoor gym facility.
- 2.4 The current Ward priorities which have been reported previously through the area committee performance reports are shown in the separate appendices for each ward. These priorities will be updated for each area committee, taking into account discussions at NAT meetings and various groups and activities involving Councillors and local residents.
- 2.5 The Ward information is contained in the attached appendices, as follows:-
Appendix 1 – Aspley
Appendix 2 – Bilborough
Appendix 3 – Leen Valley
- 2.6 The ward priorities also make reference to a number of development sites which are listed within the new Neighbourhood Regeneration Strategy document – Building a Better Nottingham. These are shown in italic within the appendices.

3 OTHER OPTIONS CONSIDERED IN MAKING RECOMMENDATIONS

- 3.1 None

4 FINANCE COMMENTS (INCLUDING IMPLICATIONS AND VALUE FOR MONEY/VAT)

- 4.1 None

5 LEGAL AND PROCUREMENT COMMENTS (INCLUDING RISK MANAGEMENT ISSUES, AND LEGAL, CRIME AND DISORDER ACT AND PROCUREMENT IMPLICATIONS)

5.1 None

6 STRATEGIC ASSETS & PROPERTY COMMENTS (FOR DECISION RELATING TO ALL PROPERTY ASSETS AND ASSOCIATED INFRASTRUCTURE) (AREA COMMITTEE REPORTS ONLY)

6.1 None

7 EQUALITY IMPACT ASSESSMENT

7.1 An EIA is not required as this is not a new or changing policy, service or function. Appendix 3 highlights the forthcoming opportunities for citizens to engage in events and activities in their neighbourhoods

8 LIST OF BACKGROUND PAPERS OTHER THAN PUBLISHED WORKS OR THOSE DISCLOSING CONFIDENTIAL OR EXEMPT INFORMATION

8.1 None

9 PUBLISHED DOCUMENTS REFERRED TO IN COMPILING THIS REPORT

9.1 None

This page is intentionally left blank

**Appendix 1 – Aspley Ward - Priorities
Safer Nottingham**

Priority	Lead	Progress since last area committee
Tackling ASB, drugs and criminal damage	Neighbourhood Policing NAT	

Neighbourhood Nottingham

Priority	Lead	
Maintain 4* rating by NCH tenant inspectors (The rating now includes opportunities for involvement, partnership working alongside the cleanliness of the estate)	Nottingham City Homes	Carried out multi-agency clean sweeps.
NCH tenants benefited from the Governments Community Energy Saving Programme with the internal wall installation <i>Nottingham Regeneration Strategy</i>		Next phase of wall insulation programme has been identified.
Joint Service Centre proposed for Strelley Road for the West Area. Including, Housing Office , Library & Stepney Court (31 Independent Living Scheme) <i>Nottingham Regeneration Strategy</i>	Nottingham City Homes	Work has started on the site.
Improve visual appearance of neighbourhoods (Improve cleanliness in ward; ii) Tackle grot spots; iii)Overgrown hedges and untidy gardens	Neighbourhood Services	Clean Up activity with City Services, NCH , Councillors and Community Protection on Welstead Road and area Friday 14 th October. Also 70 warning letters issued for overgrown gardens and waste left in gardens.
Reduce incidents of dog fouling on streets	Community Protection	September / October - there were 5 plain clothes dog operations. Also We are Watching You Campaign scheduled for February 2017.

Families Nottingham

Priority	Lead	
Embed Family Support Strategy via use of Family Support Pathway at a Ward Level	Children and Families	
Work with Partners to improve early intervention with Families increasing use of CAF, referral routes into Family Community Team Family Support services and workforce development	Children and Families	
Increase awareness and engagement of the impact on children and young people of domestic violence	Crime and Drugs Partnership Children and Families	Sexual violence and domestic violence sub working group has been created through the NAT.
Review approaches to delivering services for Children and young people living within the Aspley Ward		

Health Nottingham

Priority	Lead	
Sexual Health	Health	
Alcohol/ or smoking (Community groups/Cllrs and NAT to decide of the two)	Health	
Mental health or Child & Adult Obesity (Community groups/Cllrs and NAT to decide of the two)	Health	

Working Nottingham

Priority	Lead	
Jobs and training initiatives – to be identified Promote Work Club at Aspley Library Jobs Fair in Aspley <i>Nottingham Regeneration Strategy</i>	NCC – Employment and Skills Groundwork Greater Nottingham tbc	Groundwork jobs trailer to different locations in Aspley on Friday 9 th and 16 th December.

List of key current issues (taken from latest NAT Review)

Dog fouling – Seaton Crescent and Melbourne Park (Community Protection actions previously in place to address this).
Reported incidents of Graffiti continue to be high
Thefts from sheds
Parking Schemes (new parking bays constructed on Broxtowe Lane - next project likely be Allendale Avenue)
Development of Pocket Park on Frinton Road
Woodfield Park relaunch – August event

Ex Barley Corn site – site proposals being developed

Opportunities for citizens to engage - Forthcoming dates, events / activities, Ward Walks

Lighting Up Aspley Christmas event – Friday 2nd December (Melbourne Road switch on followed by activities and refreshments at event at Aspley Community Training Centre, Minver Crescent (Aspley Partnership)

Ward Walk: Monday 21st November 10am – Aspley policing Beat (meet at Aspley Community Training Centre / ACTC)

This page is intentionally left blank

**Appendix 2 – Bilborough Ward - Priorities
Safer Nottingham**

Priority	Lead	
Promote Nottingham Alert and Neighbourhood Watch schemes	Police	
Reduce crime and Anti-social behaviour	Neighbourhood Action Team (NAT)	Leaflet Graylands area with ASB hot line number (October 2016)
To continue to reduce accidental fires by working with older people	Fire Service	They have reduced this year compared to last. Fire Service to attend Older Person's Event in Bilborough in September
Reduce speeding in the ward	Police	Speed operations carried out

Neighbourhood Nottingham

Priority	Lead	
Improve appearance of neighbourhoods /gardens/hedges To achieve 4 stars by improved appearance of properties and gardens to increase community pride.	Nottingham City Homes (NCH) & City Services	October: Second round of hedge cutting. November to March clearing leaves from shrubs and flower beds. 42 warning letters for overgrown gardens and waste.
48 New homes being built on Cranwell Estate. <i>Nottingham Regeneration Strategy</i>	Nottingham City homes	Homes are in the process of completion
Joint Service Centre proposed for Strelley Road for the West Area. Including, Housing Office , Library & Stepney Court (31 Independent Living Scheme) <i>Nottingham Regeneration Strategy</i>	Nottingham City Council & Nottingham City Homes	Work has started on the site.
The neighbourhood to be as clean as the City Centre Improved street and open spaces by reduction in rubbish litter and fly tips.	City Services and community protection (CPO)	Scores have been high over the last few months. Bilborough scored 86% in August & September, 87% in October. Clean Up on St Martins September '16

In November 2015 Nottingham was voted 'Britain's Cleanest City' by the Chartered Institute for Waste Management . We aim to maintain this award in 2016. <i>Nottingham Regeneration Strategy</i>	City Services.	Deep cleans in the Ward to be scheduled
Hundreds of NCH houses are being 'clad 'to improve warmth of homes.	NCH	540 homes will be completed next year
Car Parking	Parking	Parking consultation for the whole of the Bilborough ward in the autumn
Look at possible solutions to parking problems across the ward, especially around schools	Parking Enforcement/ NAT	As above
Target litter, dog fouling and fly tipping	NAT and CPO	September / October: 12 Plain clothes operations carried out. 24 Fixed penalty Notices for litter. We Are Watching You Campaign - leaflet drop on Bramerton, Monkton and Staverton roads (September) and further Campaign in May 2017
Promote bulky waste appointment service	CPO	Ward Walks and Clean Ups
Promote community litter pick events with schools, and residents	NAT	Working with new Tenants and Residents group on St Martins to involve residents
Continue to support Community Cohesion through events and engagement	Neighbourhood Management	Planning an event with Bluecoat Beechdale School for autumn term
Glaisdale Drive Industrial Employment Area (300,000 sq ft) employment hub within smaller units to provide ladder of accommodation to existing industrial estate. <i>(Nottingham Regeneration Strategy)</i>	NCC	

Families Nottingham

Priority	Lead	
Promote activities for children and young people	Early Help and Bilborough Youth Network	Partners promoting Half term activities
Further priorities for 2016/17 – to be reviewed	Early Help Team	
Welfare Reform Awareness Promote services in the ward offering advice and guidance sessions on finance and debt management	Welfare Rights, NCH and NAT	Welfare Advice sessions at the Bilborough Library

Health Nottingham

Priority	Lead	
Promote Harvey Hadden Sports Village to support residents fitness and health increase physical activity including cycling and walking projects	NAT partners and leisure services	On going promotion
Reduce Cardio-Vascular Disease and raise awareness of lifestyle risk factors	Health	Older People's Event September '16 promoted healthy life styles and risks.
Raise awareness about cancer screening	Health	Raise awareness at events
Signpost to free health activities e.g. slimming world and 'Go for it'	Health	Raise awareness at events
Support Older People's ability to remain independent , fit and healthy	Health	NDO organised Older Person's event for September. NDO and Councillors reviewing 'Older Persons Activity List', October workshop at St Hugh's explored how best to support older people.

Working Nottingham

Priority	Lead	
Jobs and training initiatives Promote IT courses at the Bilborough Library	NCC – Employment and Skills	IT Courses for adults promoted through sessions.
Promote Work Club at Bilborough Library	Groundwork & NAT Partners	
Business support teams working with businesses (light hi-tech engineering, distribution) on Glaisdale Drive, Blenheim Industrial Estate to support proposals & development for future growth <i>Neighbourhood Regeneration Strategy</i>	NCC	

List of key current issues (taken from latest NAT Review)

Parking survey of the whole ward to help support options for requests for permits TRO's etc.
 Work with NAT partners to support Police with ASB and Young People on Bracebridge Drive
 Support community events and activities for children and young people and the community.
 Support Community Protection by promoting 'We Are Watching You' to promote reporting dog poo.
 Promote Work Club and skills and training courses and opportunities. Groundwork invited to attend ward walks.

Opportunities for citizens to engage - Forthcoming dates, events / activities, Ward Walks

Ward Walks: St Martins September 20th '16, Graylands October 20th '16
 Cohesion Event with Bluecoat Beechdale School November '16 tbc
 Halloween Disco at Birchover Community Centre October 26th 7-11.30pm
 Christmas events – Denewood Tenants & Residents community house Christmas Sale Event November 12th 12-3pm
 The Vale Community Centre Christmas Event November 19th 1.30-3.30pm
 Bilborough Christmas Festival Thursday December 8th 4-7pm
 Denewood Tenant's & Residents Community House Christmas Event December 10th

**Appendix 3 - Leen Valley Ward – Priorities
Safer Nottingham**

Priority	Lead	Progress since last area committee
Promote Nottingham Alert and Neighbourhood Watch	Police	
Reduce crime and Anti-social behaviour	NAT	targeted interventions around Kennington Road – increased patrolling, ward walks, school events, NCH environment scheme development of local CCTV strategy – locations being identified for mobile units
Establish Community Speed Watch group	Police and residents	2 exercises on Trentham Drive

Neighbourhood Nottingham

Priority	Lead	
Support Community groups and organisations to hold events	Neighbourhood Management	Bangladeshi Welfare Association launch event – Vine Community Centre - 31 May Southwold School Food Fest event - 29 June Plantation Side Clean up - 13 July
Promote interest in Tenants and Residents groups eg Kennington Road area	Nottingham City Homes	continue to develop new group around Kennington Road (Southwold Tenants and Residents – STAR)

Redevelopment of Beechdale Baths and Ambulance Station – site suitable for retail use. (<i>Nottingham Regeneration Strategy</i>)	Regeneration Planning	Demolition Order in place – Internal demolition works (September / October)
Bobbars Mill Centre – flood alleviation works need to be progressed to release this and the Cussons site for re-development. (<i>Nottingham Regeneration Strategy</i>)	Regeneration Planning	The site is adjacent to the River Leen and as part of any acceptable development here it will require a portion of the site to be developed as open space which can also serve as a Flood Storage Zone. These zones have the potential to be important areas for wildlife to thrive and the Council is pursuing 'blue/green infrastructure funding' that could potentially assist with this as part of a mixed development proposal coming forward.
Development of former Government land at Chalfont Drive (<i>Nottingham Regeneration Strategy</i>)	Planning	The City Council will use its planning powers to ensure the appropriate development of housing on this site and work in partnership with the developer (Bellway Homes) to minimise disruption to local residents. Councillors will continue to report progress through the Beechdale Local Action Group.
Melbourne Park pavilion refurbishment	Parks	<p>Prioritised Parks and Green Space investment plans are currently being developed for each ward. The plans will consult with local residents and will identify clear priorities for future improvements.</p> <p>Continue to develop local Friends Group and to work in partnership with Aspley YMCA to promote activities and events</p>

Target litter, dog fouling and fly tipping	NAT	September / October: 11 Plain clothes operations carried out. 6 Fixed penalty Notices for litter. 20 warning letters for overgrown gardens and waste.
Promote bulky waste appointment service and reduce bin contamination	Waste Management	Ward walks on 12 May and 27 July used to promote awareness of Bulky Waste.
Encourage residents to make more use of alleyways for bin storage	NAT	continue to raise awareness through ward walks, (some targeted work around Kennington Road)
Community litter pick events with schools and residents	NAT	to be developed
Identify solutions for derelict and undeveloped sites	Regeneration Planning	Bobbersmill area – Ascott Drive new housing Wheatsheaf Pub – under demolition Beechdale Baths – Demolition Order approved
Improve parking around schools to reduce all day parking (NOTE: to be reviewed by Councillors September / October)	Traffic Management	Lambert Street Traffic Regulation Order approved. ongoing - need to work with local schools to develop wider long term solutions such as car sharing, use of other means of transport (walking, cycling) and consideration of additional on site car parking
Robert Shaw Playing Fields - reinstatement	Robert Shaw School Neighbourhood Services	July 2016 – Playing Fields have been re-opened for summer use by local children and families from the Ainsley estate. Further works required to restore accessible perimeter footpath. Two new bins are now in place

Recycling	Neighbourhood Management	detailed action to be set in September / October following discussion with NDO / Waste Advisors
-----------	--------------------------	---

Families Nottingham

Priority	Lead	
Sustain existing weekly youth group on Whitemoor estate	Children and Families Team	Funding approved for additional play equipment to support continued development of youth group
Vine Community Centre – promote activities to support eastern European families	Neighbourhood Management and Community Relations	Starter funding approved to Bangladeshi Welfare Association for future drop in sessions
Identify and improve community facilities and activities to support children and families	NAT	Robert Shaw Playing fields – reopened July 2016 Sustaining New Whitemoor youth activities Melbourne Park / YMCA - summer basketball

Health Nottingham

Priority	Lead	
Reduce Cardio-Vascular Disease and raise awareness of lifestyle risk factors	Health	raise awareness at events
increase physical activity including cycling and walking projects	Health	

Signpost to free health activities e.g. slimming world and 'Go for it'	Health	raise awareness at events
Sustain current City ambitions around cycling	Travelright	

Working Nottingham

Priority	Lead	
Jobs and training initiatives – to be identified	NCC – Employment and Skills Groundwork Greater Nottingham	

List of key current issues (taken from latest NAT Review)

- Sustain youth club activities at New Whitemoor Baptist Church
- Promote new Nursery and Foundation unit at Southwold Primary school
- Plantation Side grass banks – Residents promoting various clean up initiatives
- Kennington Road Action Plan
- Beechdale Community Road safety Group – training programme in place
- Melbourne Friends of Park Group – continue to develop through regular meetings and practical sessions
- Reintroducing Kennington Road Residents Group (former KAMRA group) – NCH led
- Ring Road – reinstating Trafford Park area (completed)
- Vine Community Centre – continue to develop as a 'Hub' for community, volunteers etc

Opportunities for citizens to engage - forthcoming dates of events and activities

- Tuesday 20th September: Day of Action
- Wednesday 21st September (6.30pm): Beechdale Local Action Group (LAG), Bluecoat School (Aspley Lane Campus)

- Thursday 13th October (2.00pm): Ward Walk – Ennismore Gardens, Franklyn Gardens, Westholme Gardens.
- Wednesday 23rd November 6.00pm – Melbourne Park Friends Group
- Thursday 24th November (2.00pm) – Ward Walk (Stainsdale)
- Tuesday 29th November (6.30pm) - New Whitemoor Tenants and Residents Association
- Lighting Up Aspley Christmas event – Friday 2nd December (Melbourne Road switch on followed by activities and refreshments at event at Aspley Community Training Centre, Minver Crescent (Aspley Partnership)